

ภาคผนวก จ

เอกสารสอบเทียบเครื่องมือ

รายการใบรับรองสอบเทียบเครื่องมือหลักประจำห้องปฏิบัติการสำหรับวิเคราะห์คุณภาพสิ่งแวดล้อม

No.	Instrument/Equipment	Parameter	Manufacturer	Model/Serial No.	Calibrator	Certification No.	Date of Calibration	Due date of Calibration	Remark
เครื่องมือสำหรับวิเคราะห์คุณภาพน้ำทิ้ง และน้ำทะเล									
1	pH Meter	pH	YSI	pH100A JC03354	Technology Promotion Association (Thailand-Japan)	22CH60	13 Jan 22	12 Jan 23	-
2	Analytical Balance (Repeatability 0.01 mg)	ของแข็งแขวนลอย (SS) ของแข็งทั้งหมด (TSS)	Mettler-Toledo	AX105DR / 1122100406	National Food Institute, Ministry of Industry, Thailand	2200708-001-01	24 Nov 21	23 Nov 22	-
3	Hot Air Oven		Memmert	UF55 / B216.1666	Technology Promotion Association (Thailand-Japan)	21TM1876	29 Oct 21	28 Oct 22	-
4	BOD Incubator	BOD	Arco	UC4-1320 / (UAELAB002/2550)	Technology Promotion Association (Thailand-Japan)	21TM1405	17 Aug 21	16 Aug 22	-
5	Analytical Balance (Readability 0.1 mg)	Oil and Grease	Mettler-Toledo	XSR204 / C117635043	Mettler-Toledo (Thailand) Ltd.	2202934-001-01	13 May 22	12 May 23	-
6	Incubator (Cooled Incubator)	Fecal Coliform Bacteria Total Coliform Bacteria	Memmert	IF 75 / D317.0305	Technology Promotion Association (Thailand-Japan)	22TM670	3 May 22	2 May 23	-
7	Water Bath		Memmert	WNE 14 / L414.1407	Technology Promotion Association (Thailand-Japan)	22TM565	7 Apr 22	6 Apr 23	-
8	Analytical Balance		Mettler-Toledo	MS603S / B0070110311	National Food Institute, Ministry of Industry, Thailand	2200705-001-01	24 Nov 21	23 Nov 22	-
9	Autoclave		ALP	CL-40L / 802664	Technology Promotion Association (Thailand-Japan)	22TM89	17 Feb 22	16 Feb 23	-
10	Turbidity Meter	Turbidity	Oakton	T100IR / 1120501017	Technology Promotion Association (Thailand-Japan)	21CH1017	17 Aug 21	16 Aug 22	-
11	DO Meter	DO	Horiba	LAQUA-DO210 HE0H0004	Technology Promotion Association (Thailand-Japan)	22TW43	18 Feb 22	17 Feb 23	-



TECHNOLOGY PROMOTION ASSOCIATION (THAILAND-JAPAN)
CORPORATE SERVICES 3: EQUIPMENT CALIBRATION AND TESTING SERVICES
534/4 PATTANAKARN ROAD SOI 18, SUANLUANG, SUANLUANG BANGKOK 10250
TEL. 0-2717-3000-27 FAX. 0-2719-9484



Cert.No.: 21CH415

Page.: 1 of 3

Certificate of Calibration

Equipment : pH Meter
Manufacturer : Horiba
Model : LAQUA-PH210
Serial No. : HA0E0009
ID No. : UAE.EFM.071/2564(EFM.pH.04/64)
Condition As-Received: New Item
Received Date : 18 March 2021
Calibration Date : 22 March 2021
Reference : 2103-0840WSC-4
Submitted by : United Analyst and Engineering Consultant Co.,Ltd.
3 Soi Udomsuk 41, Sukhumvit Road, Bangchak,
Phrakhanong, Bangkok 10260

Ambient Temperature : (25 ± 2.5) °C
Relative Humidity : (50 ± 15) %
Calibration Procedure : In - house method :
- CP-CH5 by direct measurement with standard
voltage calibrator and direct measurement with
certified reference material (CRM)
- CP-CH8 by comparison with standard thermometer

Calibrated by : Warakorn Lernagtrakul

Approved by :

Approved Signatory

- (✓) Malee Butkruea
() Saithip Meangmai
() Warakorn Lernagtrakul

Issue Date : 25 March 2021

The Uncertainties are for a confidence probability of approximately 95%

This certificate may not be reproduced other than in full, except with the prior written
Approval of the head of Corporate Services 3 : Equipment Calibration and Testing Service

เอกสารไม่ควบคุม



Cert.No.: 21CH415

Page.: 2 of 3

Condition of this calibration result

1. Reference Standard Instrument : -

<u>Instrument</u>	<u>Serial No.</u>	<u>ID No.</u>	<u>Cert. No.</u>	<u>Due Date</u>
1) Document Process Calibrator	46530031	130RC098	20E3666	14 Oct 2021
2) Ref. Standard Thermometer	2188080	130RC044	20I1389	19 Nov 2021

This certification is traceable to the International System of Unit maintained at:-

- Traceable to National Institute of Metrology (Thailand), NIMT

2. Certified Reference Materials : The measurement results are traceable to SI through CPA chem Ltd.,
ANSI-ASQ National Accreditation Board, Accredited No. AR-1835

<u>Buffer Solution</u>	<u>Manufacturer</u>	<u>Lot No.</u>	<u>Exp. date</u>
pH 4.008	CPA chem	706694	06 Sep 2022
pH 6.985	CPA chem	722285	19 Dec 2021
pH 10.012	CPA chem	722287	19 Dec 2021

3. This certificate is valid only to the item calibrated on date and place of calibration.

Calibration Results

Function : mV Measurement

Performing standard curve by Fluke at pH (4,7)(7,10)

Unit Under Calibration	Nominal Value	Standard Voltage Input	Actual Reading		Uncertainty of Measurement (±mV)	Coverage factor k
			mV	pH		
pH Meter S/N.: HA0E0009	4.00	177.48	177.4	4.01	0.058	2.00
	7.00	0.00	0.0	7.00	0.058	2.00
	7.00	0.00	0.0	7.00	0.058	2.00
	10.00	-177.48	-177.4	10.01	0.058	2.00

เอกสารไม่ควบคุม



Cert.No.: 21CH415

Page.: 3 of 3

Calibration Results

Function : pH Measurement

Performing three buffers standard curve by using buffer nominal pH (4,7)(7,10)

Unit Under Calibration	Standard pH Buffer Solution	Actual pH Reading	Actual mV Reading (mV)	Uncertainty of pH measurement (\pm)	Coverage factor k
pH Electrode S/N.: 990K0092	4.008	4.01	166.6	0.0079	2.00
	6.985	7.00	-7.2	0.0093	2.00
	6.985	7.00	-7.3	0.0099	2.00
	10.012	10.01	-183.9	0.013	2.00

Function : Temperature Measurement

(*) Without adjustment

This equipment was connected with Temperature Probe;

- Model : 9652
- Serial No. : 990K0092

Dimension of probe;

- Length : 90 mm.
- Diameter : 16 mm.
- Immersion Depth : 80 mm.

Calibration Point ($^{\circ}\text{C}$)	Standard Temperature ($^{\circ}\text{C}$)	UUC* Reading ($^{\circ}\text{C}$)	Error ($^{\circ}\text{C}$)	Uncertainty of measurement (\pm $^{\circ}\text{C}$)	Coverage factor k
25.0	25.001	25.2	0.199	0.20	2.00
30.0	30.004	30.0	-0.004	0.20	2.00
35.0	35.005	34.8	-0.205	0.20	2.00

Remark : - UUC* = Unit Under Calibration

The reported uncertainty of measurement was based on a standard uncertainty multiplied by a coverage factor k , providing a level of confidence of approximately 95 %.

-o0o-

เอกสารนี้
[Redacted]


Calibration Certificate

Certificate No.: 2102573-001-01
Client name: UNITED ANALYST AND ENGINEERING CONSULTANT CO., LTD.
Address: 3 Soi Udomsuk 41, Sukhumvit Road,
Bangchack, Prakhnong, Bangkok 10260

Page 1 of 4

Equipment: Electronic Balance
Manufacturer: METTLER TOLEDO
Model: XSR205DU
Serial No.: C009071872
ID No.: UAE.WAO.012/2563
Order No.: 2102573
Operation No.: 2102573 -001
Date of Receipt: 26 April 2021
Date of Calibration: 26 April 2021

Calibrated by Mr.Manas Somsak
Expert

Approved by 
(Mr.Pheraphat Tuanjit)

Manager, Division of Calibration Laboratory

Date of Issue: 29 April 2021

Responsible for the Technical Management Team

The uncertainties are for a confidence probability of approximately 95%

This Certificate is issued in accordance with the conditions of accreditation granted by the Thai Laboratory Accreditation Scheme which has assessed the measurement capability of the laboratory and its traceability to recognized national standards and to the units of measurement realized at the corresponding national standards laboratory. This certificate may not be reproduced other than in full except with the prior written approval of the National Food Institute.

เอกสารไม่ควบคุม

Calibration Report

Certificate No.: 2102573-001-01

Equipment:

Electronic Balance

Manufacturer: METTLER TOLEDO

Model: XSR205DU

Resolution: 0.00001 g / 0.0001 g

Serial No.: C009071872

ID No.: UAE.WAO.012/2563

Capacity: 81 g / 220 g

Date of Calibration: 26 April 2021

Page 2 of 4

Environment Condition: Ambient Temperature: 23.2 ± 0.1 °C Relative Humidity: 48 ± 2 %

Place of Calibration: Balance Room (208), UNITED ANALYST AND ENGINEERING CONSULTANT CO., LTD.

Condition of Equipment: Good Condition

Condition of This Results of Calibration:

1. Calibration Method: NFI Method W-MA-001 In-House Method Based on UKAS LAB 14 Calibration of Weighing Machines : 2006

2. Reference Standards:

Reference Standard	Model	Serial No.	Calibrated By	Certificate No.	Due Date
Standard Weight Class E2	1-500mg	B308068554	TCS	M2101097S	12 January 2022
Standard Weight Class E2	1-500g	B308068128	TCS	M2101098S	13 January 2022

Instrument	Model	Serial No.	Calibrated By	Certificate No.	Due Date
Thermo-Hygro Meter	PONPE 490	NFI.BTH 004/18	Quality Reborn	QR21-0300	15 February 2022

3. This certification is traceable to SI UNIT

4. This certificate was certified only for the instrument we calibrated.

5. This result of calibration was found accurate as shown on date and place of calibration only.

Calibration Results:

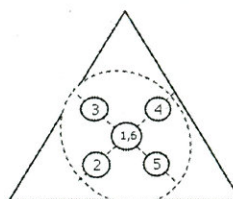
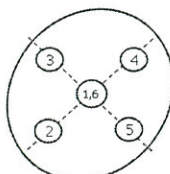
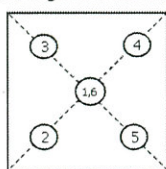
1. Repeatability of Reading:

Nominal Value (g)	Standard Deviation of Reading (g)
40	0.0000048
80	0.0000032
100	0.0000000
200	0.0000000

2. Off-Center Error:

A mass of 50 g was placed and moved to various position on pan.

The balance reading obtained is given in the table.



1 (g)	2 (g)	3 (g)	4 (g)	5 (g)	6 (g)	(Maximum Difference) (g)
50.00000	49.99999	50.00001	50.00001	49.99999	50.00000	0.00001

Calibration Report

Certificate No.: 2102573-001-01

Equipment: Electronic Balance

Manufacturer: METTLER TOLEDO

Model: XSR205DU

Resolution: 0.00001 g / 0.0001 g

Serial No.: C009071872

ID No.: UAE.WAO.012/2563

Capacity: 81 g / 220 g

Date of Calibration: 26 April 2021

Page 3 of 4

Calibration Results: (Continued)

Calibration Range: 0 - 200 g

Calibration Adjustment: Internal Calibration

3. Departure from Nominal Value: (Range 0 - 81 g : Resolution 0.00001 g)

Nominal Value (g)	Standard Value (g)	Average Reading (g)	Correction (g)	Uncertainty (± g)	Coverage Factor <i>k</i>
0.01	0.010002	0.01003	-0.00003	0.0000091	2.00
0.05	0.050004	0.05004	-0.00003	0.0000099	2.00
0.1	0.100000	0.10003	-0.00003	0.000011	2.00
0.2	0.200002	0.20004	-0.00004	0.000011	2.00
0.5	0.499999	0.50003	-0.00003	0.000014	2.00
1	1.000005	1.00001	0.00000	0.000014	2.00
2	2.000006	2.00001	-0.00001	0.000017	2.00
3	3.000011	3.00001	0.00000	0.000020	2.00
4	4.000014	4.00002	-0.00001	0.000023	2.00
5	5.000002	5.00002	-0.00002	0.000020	2.00
10	9.999980	10.00002	-0.00004	0.000029	2.00
20	19.999988	20.00004	-0.00005	0.000037	2.00
50	49.999903	49.99997	-0.00006	0.000083	2.00
70	69.999891	69.99995	-0.00006	0.00011	2.00
80	79.999871	79.99994	-0.00007	0.00015	2.00

The reported uncertainty of measurement was based on a standard uncertainty multiplied by a coverage factor *k*, providing a level of confidence of approximately 95 %.

Calibration Report

Certificate No.: 2102573-001-01

Equipment:

Electronic Balance

Manufacturer: METTLER TOLEDO

Model: XSR205DU

Resolution: 0.00001 g / 0.0001 g

Serial No.: C009071872

ID No.: UAE.WAO.012/2563

Capacity: 81 g / 220 g

Date of Calibration: 26 April 2021

Page 4 of 4

Calibration Results: (Continued)

Calibration Range: 0 - 200 g

Calibration Adjustment: Internal Calibration

3. Departure from Nominal Value: (Range >81 g to 200 g, : Resolution 0.0001 g)

Nominal Value (g)	Standard Value (g)	Average Reading (g)	Correction (g)	Uncertainty (± g)	Coverage Factor <i>k</i>
82	81.99988	82.0000	-0.0001	0.00012	2.00
85	84.99987	85.0000	-0.0001	0.00013	2.00
90	89.99988	90.0000	-0.0001	0.00013	2.00
95	94.99988	95.0000	-0.0001	0.00014	2.00
100	100.00000	100.0000	0.0000	0.00015	2.00
110	109.99998	110.0000	0.0000	0.00016	2.00
120	119.99999	120.0000	0.0000	0.00017	2.00
150	149.99990	150.0000	-0.0001	0.00020	2.00
170	169.99989	170.0000	-0.0001	0.00023	2.00
200	200.00009	200.0001	0.0000	0.00028	2.00

The reported uncertainty of measurement was based on a standard uncertainty multiplied by a coverage factor *k*, providing a level of confidence of approximately 95 %.

----- End -----



TECHNOLOGY PROMOTION ASSOCIATION (THAILAND-JAPAN)
CORPORATE SERVICES 3: EQUIPMENT CALIBRATION AND TESTING SERVICES
534/4 PATTANAKARN ROAD SOI 18, SUANLUANG, SUANLUANG BANGKOK 10250
TEL. 0-2717-3000-27 FAX. 0-2719-9484



Cert. No.: 21TM1357

Page.: 1 of 3

Certificate of Calibration

Equipment : Incubator

Manufacturer : Memmert

Model : INB 400

Serial No. : E411.1325

ID No. : UAE.MIC.003/2555

Submitted by : United Analyst and Engineering Consultant Co.,Ltd.
3 Soi Udomsuk 41, Sukhumvit Road,
Bangchak, Phrakhanong,
Bangkok 10260

Location : Microbiology Laboratory

Received Order : 14 July 2021

Calibration Date : 14 July 2021

Ambient Temperature : (26 ± 10) °C

Relative Humidity : (50 ± 30) %

Calibrated by : Preecha Hlahib

Approved by :

Approved Signatory

() Pornthippa Tameyakul
(✓) Malee Butkruea
() Suwit Imjai

Issue Date : 20 July 2021

The Uncertainties are for a confidence probability of approximately 95%

This certificate may not be reproduced other than in full, except with the prior written
Approval of the head of Corporate Services 3 : Equipment Calibration and Testing Services.

เอกสารไม่ควบคุม

A 0030500



Equipment : Incubator
Condition As-Received : Used Item
Reference : 2107-0318OC-3
Result of Calibration :- (*) Without Adjustment
Function of UUC* : Temperature Source

Cert. No.: 21TM1357

Page.: 3 of 3

Calibration Point (°C)	UUC* Setting (°C)	UUC* Reading (°C)	Temperature stability (± °C)	Temperature uniformity (°C)	Overall Variation (°C)	Uncertainty (± °C)	Coverage Factor <i>k</i>
36.0	35.0	35.0	0.052	0.49	0.90	0.30	2

Calibration Point (°C)	Measured Temperature (°C)								
	Position								
	1	2	3	4	5	6	7	8	9 (ref.)
36.0	36.328	36.158	36.107	36.151	35.718	35.876	35.494	35.852	35.882

Average* : The average of 30 values in each position.

Temperature stability : One-half of the greatest maximum difference of measured temperature at any one sensor.

Temperature uniformity : The maximum difference of measured temperatures at any sensors and the measured temperature at the reference location which are observed at the same time or at as close an observation time as possible to determine the temperature pattern or homogeneity within the chamber under steady-state conditions.

Overall Variation : The Difference of the maximum and minimum measured temperatures throughout observation.

UUC* : Unit Under Calibration

Note : The reported uncertainty of measurement was included stability and excluded uniformity .

The reported uncertainty of measurement was based on a standard uncertainty multiplied by a coverage factor *k*, providing a level of confidence of approximately 95 %.

-o0o-

เอกสารไม่ควบคุม
a 1064477



Equipment : Incubator
Condition As-Received : Used Item
Reference : 2107-0318OC-3
Procedure Used :-

Cert. No.: 21TM1357

Page.: 2 of 3

Calibration were conducted using calibration procedure CP-OT02 according to direct measurement method with Data Acquisition which connected with Resistance Temperature Detector (RTD).

The temperature scale used was based on ITS-90.

Condition of this result of calibration

1. Reference standard instrument:-

Instrument	Model	Serial No.	Cert. No.	Due Date
1) Data Acquisition	34972A	MY57013823	21LM3	26 Feb 2022

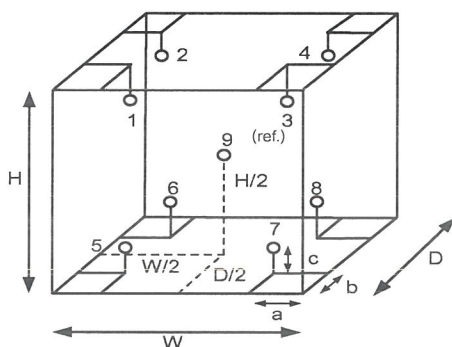
2. This certificate is valid only to the item calibrated on date and place of calibration.

3. This certification is traceable to the International System of Unit.

Result of Calibration :- (*) Without Adjustment

Function of UUC* : Temperature Source

Fresh air setting : Close



Environment during calibration		
	Beginning	Finished
Temp. (°C)	25	25
REL.Humid. (%)	54	60
AC Supply (Volt)	220	221

Position :	Ref. Std. ID No.:
1	21-17RTD-01
2	21-17RTD-02
3	17RTD-03
4	17RTD-04
5	17RTD-05
6	17RTD-06
7	17RTD-07
8	17RTD-08
9 (ref.)	17RTD-09

Probe Installation Details :

a = 5.0 cm
b = 5.0 cm
c = 5.0 cm

Dimension of Chamber :

D = 0.40 m
W = 0.33 m
H = 0.40 m
Capacity = 0.053 m³



TECHNOLOGY PROMOTION ASSOCIATION (THAILAND-JAPAN)
CORPORATE SERVICES 3: EQUIPMENT CALIBRATION AND TESTING SERVICES
534/4 PATTANAKARN ROAD SOI 18, SUANLUANG, SUANLUANG BANGKOK 10250
TEL. 0-2717-3000-27 FAX. 0-2719-9484



Cert. No.: 21TM366

Page.: 1 of 3

Certificate of Calibration

Equipment : BOD Incubator

Manufacturer : Arco

Model : UC4-1320

Serial No. : 13URC4S013201

ID No. : UAE.WAO. 015/2561

Submitted by : United Analyst and Engineering Consultant Co.,Ltd.
3 Soi Udomsuk 41, Sukhumvit Road,
Bangchak, Phrakhanong,
Bangkok 10260

Location : Lab Floor 2

Received Order : 22 February 2021
Calibration Date : 23 February 2021
Ambient Temperature : (26 ± 10) °C
Relative Humidity : (50 ± 30) %

Calibrated by : Preecha Hlahib

Approved by :

Approved Signatory

(/) Pornthippa Tameyakul
(/) Malee Butkruea
() Suwit Imjai

Issue Date : 3 March 2021

The Uncertainties are for a confidence probability of approximately 95%

This certificate may not be reproduced other than in full, except with the prior written
Approval of the head of Corporate Services 3 : Equipment Calibration and Testing Services.

เอกสารไม่ควบคุม



Equipment : BOD Incubator
Condition As-Received : Used Item
Reference : 2102-0757OC-1

Cert. No.: 21TM366

Page.: 2 of 3

Procedure Used :-

Calibration were conducted using calibration procedure CP-OT02 according to direct measurement method with Data Acquisition which connected with Resistance Temperature Detector (RTD).

The temperature scale used was based on ITS-90.

Condition of this result of calibration

1. Reference standard instrument:-

<u>Instrument</u>	<u>Serial No.</u>	<u>Cert. No.</u>	<u>Traceable</u>	<u>Due Date</u>
1) Data Acquisition	MY49023932	20LM6	NIST, NIMT	20 Apr 2021

2. This certification is traceable to the SI unit.

3. This certificate is valid only to the item calibrated on date and place of calibration.

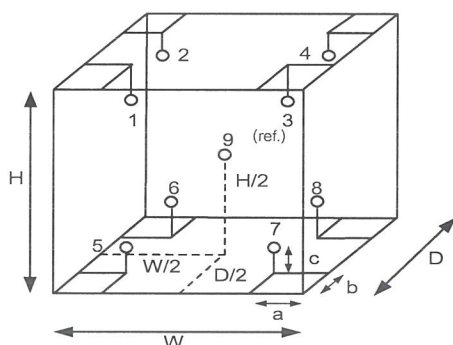
Remark : NIST : National Institute of Standards and Technology, The United State of America.

NIMT : National Institute of Metrology Thailand.

Result of Calibration :- (*) Without Adjustment

Function of UUC* : Temperature Source

Fresh air setting : Not Available



Environment during calibration		
	Beginning	Finished
Temp. (°C)	27	28
REL.Humid. (%)	66	69
AC Supply (Volt)	220	220

Probe Installation Details :

Dimension of Chamber :

a = 10 cm
b = 10 cm
c = 10 cm

D = 0.62 m
W = 1.2 m
H = 1.2 m
Capacity = 0.89 m³

Position :	Ref. Std./ID No.:
1	20-16RTD-01
2	20-16RTD-02
3	20-16RTD-03
4	20-16RTD-04
5	20-16RTD-05
6	20-16RTD-06
7	20-16RTD-07
8	20-16RTD-08
9 (ref.)	20-16RTD-09



Equipment : BOD Incubator
Condition As-Received : Used Item
Reference : 2102-0757OC-1
Result of Calibration :- (*) Without Adjustment
Function of UUC* : Temperature Source

Cert. No.: 21TM366

Page.: 3 of 3

Calibration Point (°C)	UUC* Setting (°C)	UUC* Reading (°C)	Temperature stability (± °C)	Temperature uniformity (°C)	Overall Variation (°C)	Uncertainty (± °C)	Coverage Factor <i>k</i>
20.0	20.0	19.4	0.38	0.64	1.1	0.61	2

Calibration Point (°C)	Measured Temperature (°C)								
	Position								
	1	2	3	4	5	6	7	8	9 (ref.)
20.0	20.049	20.023	20.336	19.948	19.847	19.845	19.773	19.746	19.790

Average* : The average of 30 values in each position.

Temperature stability : One-half of the greatest maximum difference of measured temperature at any one sensor.

Temperature uniformity : The maximum difference of measured temperatures at any sensors and the measured temperature at the reference location which are observed at the same time or at as close an observation time as possible to determine the temperature pattern or homogeneity within the chamber under steady-state conditions.

Overall Variation : The Difference of the maximum and minimum measured temperatures throughout observation.

UUC* : Unit Under Calibration

Note : The reported uncertainty of measurement was included stability and excluded uniformity .

The reported uncertainty of measurement was based on a standard uncertainty multiplied by a coverage factor *k*, providing a level of confidence of approximately 95 %.

-o0o-

Mettler-Toledo (Thailand) Ltd.
846/4 - 846/5 Lasalle Rd., Bangna Tai Sub-District
Bangna District, Bangkok 10260
+66 2723 0382
MT-TH.ServiceSupport@mt.com



Accuracy Calibration Certificate

Customer

Company: United Analyst and Engineering Consultant Co., Ltd.
Address: 3 Soi Udom Suk 41, Sukhumvit Rd., Bang Chak
City: Phra Khanong Contact: Suwit Chotnok
Zip / Postal: 10260
State / Province: Bangkok
Order Number: 
* 0 3 7 0 1 5 6 5 1 3 *

Weighing Device

Manufacturer: Mettler Toledo Instrument Type: Weighing Instrument
Model: XSR204 Asset Number: N/A
Serial No.: C117635043 Terminal Model: N/A
Building: N/A Terminal Serial No.: N/A
Floor: 1 Terminal Asset No.: N/A
Room: Balance

Range	Max. Capacity	Readability (d)
1	220 g	0.0001 g

Procedure

Calibration Guideline: EURAMET cg-18 v. 4.0 (11/2015)
METTLER TOLEDO Work Instruction: CP/W002/20

This calibration certificate contains measurements for As Found calibration. No As Left calibration was performed because the device was not modified after As Found calibration. Therefore, results for As Left correspond to As Found.

The sensitivity/span of the weighing instrument was adjusted before calibration with a built-in weight.

In accordance with EURAMET cg-18 (11/2015), the test loads were selected to reflect the specific use of the weighing device or to accommodate specific calibration conditions.

	Temperature		Humidity	
As Found	Start: 25.1 °C	End: 24.9 °C	Start: 50.9 %	End: 59.0 %

As Found Calibration Date: 27-May-2021
As Left Calibration Date: N/A
Issue Date: 31-May-2021

Calibrator: 
Phithawat Kunavuti
Approved Signatory: 

☒ Kassakorn Tassanachaisakul
☐ Santi Jitniyom
☐ Surachet Sukkate

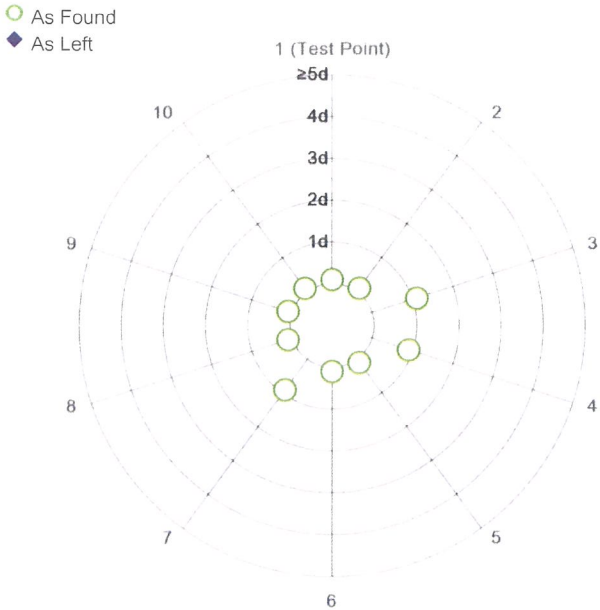
Measurement Results

Repeatability

Test Load: 100 g

	As Found	As Left
1	100.0001 g	N/A
2	100.0001 g	N/A
3	100.0002 g	N/A
4	100.0000 g	N/A
5	100.0001 g	N/A
6	100.0001 g	N/A
7	100.0000 g	N/A
8	100.0001 g	N/A
9	100.0001 g	N/A
10	100.0001 g	N/A

Standard Deviation	0.00006 g	N/A
--------------------	-----------	-----



The "d" in the graph represents the readability of the range/interval in which the test was performed.

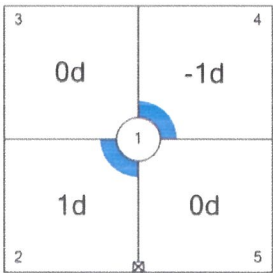
The results of this graph are based upon the absolute values of the differences from the mean value.

Eccentricity

Test Load: 100 g

Position	As Found	As Left
1	100.0001 g	N/A
2	100.0002 g	N/A
3	100.0001 g	N/A
4	100.0000 g	N/A
5	100.0001 g	N/A

Maximum Deviation	0.0001 g	N/A
-------------------	----------	-----



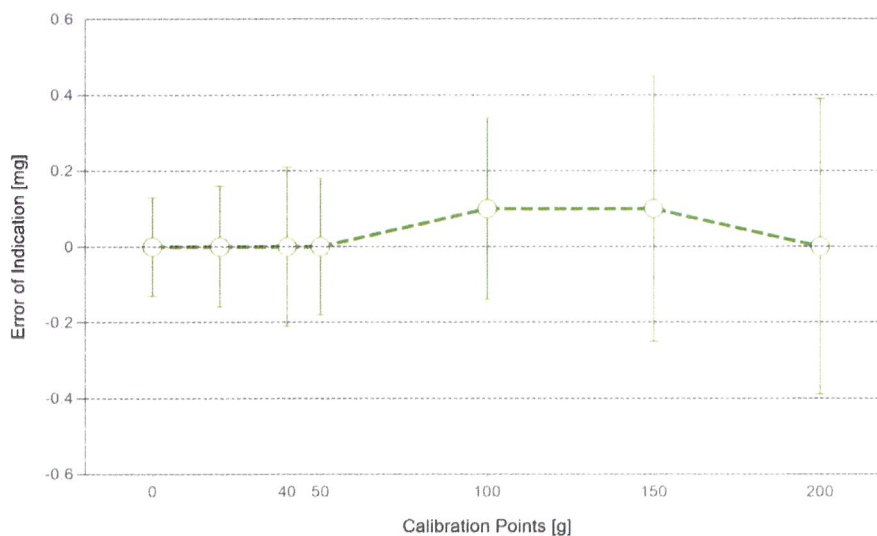
As Found

The "d" in the graph represents the readability of the range/interval in which the test was performed.

Error of Indication

As Found

	Reference Value	Indication	Error of Indication	Expanded Uncertainty	k
1	0.0000 g	0.0000 g	0.0000 g	0.13 mg	2
2	0.5000 g	0.5000 g	0.0000 g	0.14 mg	2
3	1.0000 g	1.0000 g	0.0000 g	0.14 mg	2
4	5.0000 g	5.0000 g	0.0000 g	0.15 mg	2
5	10.0000 g	10.0000 g	0.0000 g	0.15 mg	2
6	20.0000 g	20.0000 g	0.0000 g	0.16 mg	2
7	39.9999 g	39.9999 g	0.0000 g	0.21 mg	2
8	50.0000 g	50.0000 g	0.0000 g	0.18 mg	2
9	100.0000 g	100.0001 g	0.0001 g	0.24 mg	2
10	150.0000 g	150.0001 g	0.0001 g	0.35 mg	2
11	200.0000 g	200.0000 g	0.0000 g	0.39 mg	2



○ As Found

◆ As Left

For improved legibility of the graphics only increasing measurement points are shown and measurement points close to zero are not displayed.

The uncertainty stated is the expanded uncertainty at calibration obtained by multiplying the standard combined uncertainty by the coverage factor k – which can be larger than 2 according to EURAMET cg-18. The value of the measurand lies within the assigned range of values with a probability of approximately 95%.

The user is responsible for maintaining environmental conditions and the settings of the weighing instrument when it was calibrated.

Test Equipment

All weights used for metrological testing are traceable to national or international standards. The weights were calibrated and certified by an accredited calibration laboratory.

Weight Set 1: OIML E2

Weight Set No.:	WS38	Date of Issue:	17-Mar-2020
Certificate Number:	166237	Calibration Due Date:	09-Sep-2021

Thermo Hygrometer

Equipment No.:	IN256	Date of Issue:	06-Aug-2020
Certificate Number:	20H1812	Calibration Due Date:	03-Aug-2021

Remarks

FACT adjustment functionality activated

Equipment condition: Good

Next calibration according to customer's procedure

End of Accredited Section

The information below and any attachments to this calibration certificate are not part of the accredited calibration.

Measurement Uncertainty of the Weighing Instrument in Use

Stated is the expanded uncertainty with $k=2$ in use. The formula shall be used for the estimation of the uncertainty under consideration of the errors of indication. The value R represents the net load indication in the unit of measure of the device.

Temperature coefficient for the evaluation of the measurement uncertainty in use: $1.5 \cdot 10^{-6} / K$

Temperature range on site for the evaluation of the measurement uncertainty in use: 4 K

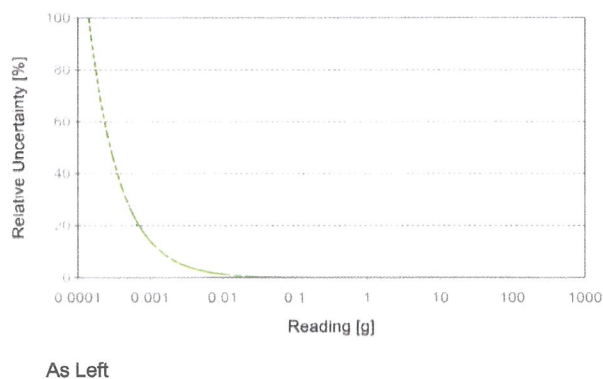
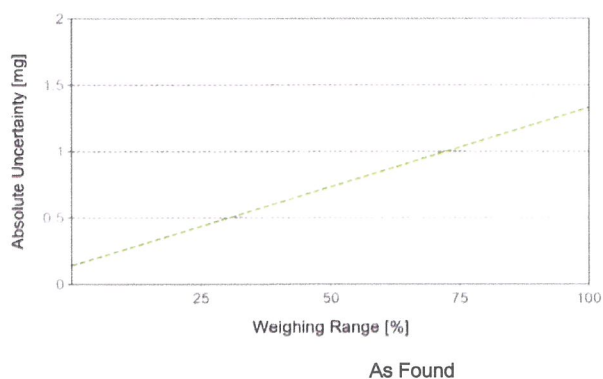
Linearization of Uncertainty Equation

Range			As Found	As Left
	d	Max		
1	0.0001 g	220 g	$U_1 = 0.14 \text{ mg} + 0.00541 \text{ mg/g} \cdot R$	N/A

To optimize the stability of the linearization, besides of the zero load only increasing measurement points with a test load of 5% of the measurement range or larger are taken for the calculation of the linear equation.

Absolute and Relative Measurement Uncertainty in Use for Various Net Indications (Examples)

Net Indication	As Found		As Left	
0.0220 g	0.14 mg	0.64%	N/A	N/A
0.2200 g	0.14 mg	0.064%	N/A	N/A
2.2000 g	0.15 mg	0.0069%	N/A	N/A
22.0000 g	0.26 mg	0.0012%	N/A	N/A
220.0000 g	1.3 mg	0.00060%	N/A	N/A





TECHNOLOGY PROMOTION ASSOCIATION (THAILAND-JAPAN)
CORPORATE SERVICES 3: EQUIPMENT CALIBRATION AND TESTING SERVICES
534/4 PATTANAKARN ROAD SOI 18, SUANLUANG, SUANLUANG BANGKOK 10250
TEL. 0-2717-3000-27 FAX. 0-2719-9484



Cert. No.: 21TM832

Page.: 1 of 3

Certificate of Calibration

Equipment : Incubator

Manufacturer : Memmert

Model : IF 75

Serial No. : D317.0305

ID No. : UAE.MIC.022/2561

Submitted by : United Analyst and Engineering Consultant Co.,Ltd.
3 Soi Udomsuk 41, Sukhumvit Road,
Bangchak, Phrakhanong,
Bangkok 10260

Location : Microbiology Laboratory

Received Order : 7 May 2021

Calibration Date : 7 May 2021

Ambient Temperature : (26 ± 10) °C

Relative Humidity : (50 ± 30) %

Calibrated by : Khit Ruttanaprapachai

Approved by :

Approved Signatory

() Pornthippa Tameyakul
(✓) Malee Butkruea
() Suwit Imjai

Issue Date : 18 May 2021

The Uncertainties are for a confidence probability of approximately 95%

This certificate may not be reproduced other than in full, except with the prior written
Approval of the head of Corporate Services 3 : Equipment Calibration and Testing Services.

เอกสารไม่ควบคุม



Equipment : Incubator
 Condition As-Received : Used Item
 Reference : 2105-0012OC-2

Cert. No.: 21TM832
 Page.: 2 of 3

Procedure Used :-

Calibration were conducted using calibration procedure CP-OT02 according to direct measurement method with Data Acquisition which connected with Resistance Temperature Detector (RTD).

The temperature scale used was based on ITS-90.

Condition of this result of calibration

1. Reference standard instrument:-

Instrument	Model	Serial No.	Cert. No.	Due Date
1) Data Acquisition	34972A	MY57013711	20LM7	18 May 2021

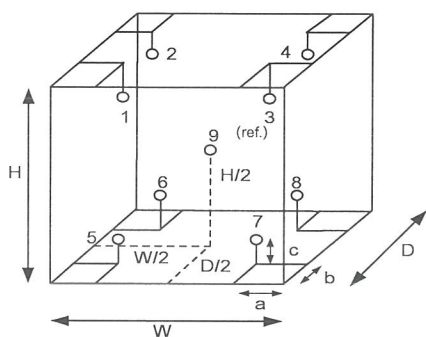
2. This certificate is valid only to the item calibrated on date and place of calibration.

3. This certification is traceable to the International System of Unit.

Result of Calibration :- (*) Without Adjustment

Function of UUC* : Temperature Source

Fresh air setting : Close



Environment during calibration		
	Beginning	Finished
Temp. (°C)	24	24
REL.Humid. (%)	59	62
AC Supply (Volt)	220	221

Position :	Ref. Std. ID No.:
1	18-18RTD-01
2	18-18RTD-02
3	18-18RTD-03
4	18-18RTD-04
5	18-18RTD-05
6	18-18RTD-06
7	18-18RTD-07
8	18-18RTD-08
9 (ref.)	18-18RTD-09

Probe Installation Details :

a = 5.0 cm
 b = 5.0 cm
 c = 5.0 cm

Dimension of Chamber :

D = 0.32 m
 W = 0.42 m
 H = 0.56 m
 Capacity = 0.075 m³



Equipment : Incubator
Condition As-Received : Used Item
Reference : 2105-0012OC-2
Result of Calibration :- (*) Without Adjustment
Function of UUC* : Temperature Source

Cert. No.: 21TM832

Page.: 3 of 3

Calibration Point (°C)	UUC* Setting (°C)	UUC* Reading (°C)	Temperature stability (± °C)	Temperature uniformity (°C)	Overall Variation (°C)	Uncertainty (± °C)	Coverage Factor <i>k</i>
44.0	44.0	44.0	0.041	0.31	0.37	0.30	2

Calibration Point (°C)	Measured Temperature (°C)								
	Position								
	1	2	3	4	5	6	7	8	9 (ref.)
44.0	43.921	44.045	44.053	43.982	43.968	43.856	43.798	43.993	44.093

Average* : The average of 30 values in each position.

Temperature stability : One-half of the greatest maximum difference of measured temperature at any one sensor.

Temperature uniformity : The maximum difference of measured temperatures at any sensors and the measured temperature at the reference location which are observed at the same time or at as close an observation time as possible to determine the temperature pattern or homogeneity within the chamber under steady-state conditions.

Overall Variation : The Difference of the maximum and minimum measured temperatures throughout observation.

UUC* : Unit Under Calibration

Note : The reported uncertainty of measurement was included stability and excluded uniformity .

The reported uncertainty of measurement was based on a standard uncertainty multiplied by a coverage factor *k*, providing a level of confidence of approximately 95 %.

-o0o-



TECHNOLOGY PROMOTION ASSOCIATION (THAILAND-JAPAN)
CORPORATE SERVICES 3: EQUIPMENT CALIBRATION AND TESTING SERVICES
534/4 PATTANAKARN ROAD SOI 18, SUANLUANG, SUANLUANG BANGKOK 10250
TEL. 0-2717-3000-27 FAX. 0-2719-9484



Cert. No.: 21TM422

Page.: 1 of 3

Certificate of Calibration

Equipment : Water Bath

Manufacturer : Memmert

Model : WNE 14

Serial No. : L416.0606

ID No. : UAE.MIC.002/2560

Submitted by : United Analyst and Engineering Consultant Co.,Ltd.
3 Soi Udomsuk 41, Sukhumvit Road,
Bangchak, Phrakhanong,
Bangkok 10260

Location : Microbiology Laboratory

Received Order : 22 February 2021

Calibration Date : 22 February 2021

Ambient Temperature : (26 ± 10) °C

Relative Humidity : (50 ± 30) %

Calibrated by : Man Pattanapongpaiboon

Approved by :

Approved Signatory

() Pornthippa Tameyakul
(/) Malee Butkruea
() Suwit Imjai

Issue Date : 3 March 2021

The Uncertainties are for a confidence probability of approximately 95%

This certificate may not be reproduced other than in full, except with the prior written
Approval of the head of Corporate Services 3 : Equipment Calibration and Testing Services.

เอกสารไม่ควบคุม



Equipment : Water Bath
 Condition As-Received : Used Item
 Reference : 2102-0751OC-3

Cert. No.: 21TM422

Page.: 2 of 3

Procedure Used :-

Calibration were conducted using in-house calibration procedure CP-OT04 according to direct measurement method with Data Acquisition which connected with Industrial Platinum Resistance Thermometer (IPRT).

The temperature scale used was based on ITS-90.

Condition of this result of calibration

1. Reference standard instrument:-

<u>Instrument</u>	<u>Serial No.</u>	<u>Cert. No.</u>	<u>Traceable</u>	<u>Due Date</u>
1) Data Acquisition	MY44036292	20LM5	NIST, NIMT	10 Apr 2021

2. This certification is traceable to the SI unit.

3. This certificate is valid only to the item calibrated on date and place of calibration.

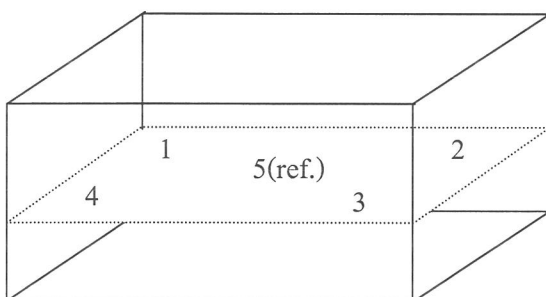
Remark : NIST : National Institute of Standards and Technology, The United State of America.

NIMT : National Institute of Metrology Thailand.

Result of Calibration :- (*) Without Adjustment

Function of UUC* : Temperature Source

	<u>Environmental</u>		<u>AC Voltage Supply</u>
	(°C)	(%R.H.)	(Volt)
Beginning of Calibration	24	54	219
Finished of Calibration	24	58	221



Front

<u>Position :</u>	<u>Ref. Std. ID No.</u>
1	70RC148
2	70RC149
3	70RC150
4	70RC151
5(ref.)	70RC152

เอกสารไม่ควรถูก
 9



Equipment : Water Bath
Condition As-Received : Used Item
Reference : 2102-0751OC-3
Result of Calibration :- (*) Without Adjustment
Function of UUC* : Temperature Source

Cert. No.: 21TM422

Page.: 3 of 3

Calibration point (°C)	UUC* Setting (°C)	UUC* Reading (°C)	Average* Standard Reading (°C)				
			Position				
			1	2	3	4	5 (ref.)
44.5	44.5	44.5	44.462	44.465	44.510	44.496	44.460

Calibration point (°C)	Uniformity (°C)	Stability (± °C)	Uncertainty (± °C)	Coverage Factor <i>k</i>
44.5	0.097	0.046	0.15	2

Average* : The average of 30 values in each position.

Uniformity : The maximum difference of measured temperatures at any sensors and the measured temperature at the reference location which are observed at the same time or at as close an observation time as possible to determine the temperature pattern or homogeneity within the chamber under steady-state conditions.

Stability : One-half of the greatest maximum difference of measured temperature at any one probe.

UUC* : Unit Under Calibration

Note : The reported uncertainty of measurement was included stability and excluded uniformity.

The reported uncertainty of measurement was based on a standard uncertainty multiplied by a coverage factor *k*, providing a level of confidence of approximately 95 %.

-o0o-

เอกสารไม่ควม

Calibration Certificate

Certificate No.: 2200705-001-01
Client name: UNITED ANALYST AND ENGINEERING CONSULTANT CO.,LTD.
Address: 3 Soi Udomsuk 41, Sukhumvit Road,
Bangchack, Prakhnong, Bangkok 10260

Page 1 of 3

Equipment: Electronic Balance
Manufacturer: METTLER TOLEDO
Model: MS603S/01
Serial No.: B007010311
ID No.: UAE.MIC.008/2553
Order No.: 2200705
Operation No.: 2200705-001
Date of Receipt: 24 November 2021
Date of Calibration: 24 November 2021

Calibrated by Mr.Jumpon Pimsri
Scientist

Approved by

(Mr.Pheraphat Tuanjit)

Manager, Division of Calibration Laboratory

Date of Issue: 30 November 2021

Responsible for the Technical Management Team

The uncertainties are for a confidence probability of approximately 95%

This Certificate is issued in accordance with the conditions of accreditation granted by the Thai Laboratory Accreditation Scheme which has assessed the measurement capability of the laboratory and its traceability to recognized national standards and to the units of measurement realized at the corresponding national standards laboratory. This certificate may not be reproduced other than in full except with the prior written approval of the National Food Institute.

Calibration Report

Certificate No.: 2200705-001-01

Equipment:

Electronic Balance

Manufacturer: METTLER TOLEDO

Model: MS603S/01

Resolution: 0.001 g

Serial No.: B007010311

ID No.: UAE.MIC.008/2553

Capacity: 620 g g

Date of Calibration: 24 November 2021

Page 2 of 3

Environment Condition: Ambient Temperature: 24.1 ± 0.6 °C Relative Humidity: 48 ± 2.5 %

Place of Calibration: 306 Balance Room, UNITED ANALYST AND ENGINEERING CONSULTANT CO.,LTD.

Condition of Equipment: Good Condition

Condition of This Results of Calibration:

1. Calibration Method: NFI Method W-MA-001 In-House Method based on UKAS Lab 14 : 2019

2. Reference Standards:

Reference Standard	Model	Serial No.	Calibrated By	Certificate No.	Due Date
Standard Weight Class E2	1-500mg	B308068554	TCS	M2101097S	12 January 2022
Standard Weight Class E2	1-500g	B308068128	TCS	M2101098S	13 January 2022
Instrument	Model	Serial No.	Calibrated By	Certificate No.	Due Date
Thermo-Hygro Meter	PONPE 490	NFI.BTH 001/17	Quality Reborn	QR21-0299	15 February 2022

3. This certification is traceable to SI UNIT

4. This certificate was certified only for the instrument we calibrated.

5. This result of calibration was found accurate as shown on date and place of calibration only.

Calibration Results:

1. Repeatability of Reading:

Nominal Value (g)	Standard Deviation of Reading (g)
300	0.00052
600	0.00063

2. Off-Center Error:

A mass of 200 g was placed and moved to various position on pan.

The balance reading obtained is given in the table.

200 g was placed and moved to various position on pan.
Reading obtained is given in the table.

A square pan with dashed diagonal lines. Six points are marked: 1 at the center, 2 at the bottom-left, 3 at the top-left, 4 at the top-right, 5 at the bottom-right, and 6 at the center. A checkmark is placed to the right of the pan.

A circular pan with dashed lines connecting the center to the corners. Six points are marked: 1 at the center, 2 at the bottom-left, 3 at the top-left, 4 at the top-right, 5 at the bottom-right, and 6 at the center. A square box is placed to the right of the pan.

A triangular pan with a dashed circle inside. Six points are marked: 1 at the center, 2 at the bottom-left, 3 at the top-left, 4 at the top-right, 5 at the bottom-right, and 6 at the center. A square box is placed to the right of the pan.

1	2	3	4	5	6	(Maximum Difference)
(g)	(g)	(g)	(g)	(g)	(g)	(g)
200.001	200.000	200.002	200.001	200.000	200.002	0.002

Calibration Report

Certificate No.: 2200705-001-01

Equipment: Electronic Balance

Manufacturer: METTLER TOLEDO

Model: MS603S/01

Resolution: 0.001 g

Serial No.: B007010311

ID No.: UAE.MIC.008/2553

Capacity: 620 g g

Date of Calibration: 24 November 2021

Page 3 of 3

Calibration Results: (Continued)

Calibration Range: 0-600 g

Calibration Adjustment: Internal Calibration

3. Departure from Nominal Value:

Nominal Value (g)	Standard Value (g)	Average Reading (g)	Correction (g)	Uncertainty (± g)	Coverage Factor <i>k</i>
Unload	0.0000	0.000	0.000	0.00088	2.00
0.1	0.1000	0.099	0.001	0.00088	2.00
0.5	0.5000	0.500	0.000	0.00088	2.00
1	1.0000	1.000	0.000	0.00088	2.00
5	5.0000	5.000	0.000	0.00088	2.00
10	10.0000	10.000	0.000	0.00088	2.00
20	20.0000	20.000	0.000	0.00089	2.00
50	49.9999	50.001	-0.001	0.00089	2.00
70	69.9999	70.000	0.000	0.00089	2.00
100	100.0000	100.000	0.000	0.00090	2.00
150	149.9999	150.000	0.000	0.00091	2.00
200	200.0001	199.999	0.001	0.00093	2.00
300	300.0001	300.000	0.000	0.00097	2.00
400	400.0000	400.001	-0.001	0.0011	2.00
500	499.9999	500.001	-0.001	0.0012	2.00
600	599.9999	600.000	0.000	0.0013	2.00

The reported uncertainty of measurement was based on a standard uncertainty multiplied by a coverage factor *k*, providing a level of confidence of approximately 95 %.

----- End -----



TECHNOLOGY PROMOTION ASSOCIATION (THAILAND-JAPAN)
CORPORATE SERVICES 3: EQUIPMENT CALIBRATION AND TESTING SERVICES
534/4 PATTANAKARN ROAD SOI 18, SUANLUANG, SUANLUANG BANGKOK 10250
TEL. 0-2717-3000-27 FAX. 0-2719-9484



Cert. No.: 21TM425

Page.: 1 of 3

Certificate of Calibration

Equipment : Autoclave
Manufacturer : ALP
Model : CL-40L
Serial No. : 802664
ID No. : UAE.MIC.014/2550
Submitted by : United Analyst and Engineering Consultant Co.,Ltd.
3 Soi Udomsuk 41, Sukhumvit Road,
Bangchak, Phrakhanong,
Bangkok 10260
Location : Air Analysis Unit
Received Order : 22 February 2021
Calibration Date : 23 February 2021
Ambient Temperature : (26 ± 10) °C
Relative Humidity : (50 ± 30) %

Calibrated by : Man Pattanapongpaiboon

Approved by :

Approved Signatory

() Pornthippa Tameyakul
(✓) Malee Butkruea
() Suwit Imjai

Issue Date : 3 March 2021

The Uncertainties are for a confidence probability of approximately 95%

This certificate may not be reproduced other than in full, except with the prior written
Approval of the head of Corporate Services 3 : Equipment Calibration and Testing Services.

เอกสารไม่ควบคุม

A 0025135



Equipment : Autoclave
Condition As-Received : Used Item
Reference : 2102-0751OC-1

Cert. No.: 21TM425
Page.: 2 of 3

Procedure Used :-

Calibration were conducted using in-house calibration procedure CP-OT03 according to direct measurement method with Data Acquisition which connected with Thermocouple Type T

The temperature scale used was based on ITS-90.

Condition of this result of calibration

1. Reference standard instrument:-

<u>Instrument</u>	<u>Serial No.</u>	<u>Cert. No.</u>	<u>Traceable</u>	<u>Due Date</u>
1) Data Acquisition	MY49023932	20LM6	NIST, NIMT	20 Apr 2021

2. This certification is traceable to the SI unit.

3. This certificate is valid only to the item calibrated on date and place of calibration.

4. This result of calibration covers laboratory autoclaves for the sterilization of goods and material which could be infected with organisms categorized as Hazard Group 1, 2 and 3**

(** = Categorization of pathogens according to hazard and categories of containment, second edition, 1990)

It does not cover autoclaves for use with material infect with organisms in Hazard Group 4, for which complete containment and sterilization of infected condensate is considered to be essential.

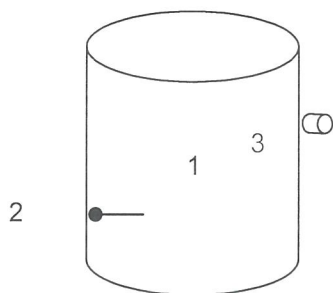
This result of calibration does not apply to sterilizers or disinfectors used for medical, dental, pharmaceutical or veterinary purposes which are directly concerned with patient care, or those used for fabrics subjected to sterilization which are required to be dry at the end of cycle.

Remark : NIST : National Institute of Standards and Technology, The United State of America.

NIMT : National Institute of Metrology Thailand.

Result of Calibration :- (*) Without Adjustment

Function of UUC* : Temperature Source



	<u>Environmental</u>		
	(°C)	(%R.H.)	(Volt)
Beginning of Calibration	26	61	222
Finished of Calibration	26	63	223

<u>Position</u>	<u>Description</u>	<u>Ref. Std.</u> <u>Thermocouple</u>
1 =	Center of chamber	19-16TC-08
2 =	Temperature sensor	19-16TC-09
3 =	Exhaust port	19-16TC-10

เอกสารไม่ควบคุม

a 1043935



Equipment : Autoclave
Condition As-Received : Used Item
Reference : 2102-0751OC-1

Cert. No.: 21TM425

Page.: 3 of 3

Result of Calibration :- (*) Without Adjustment

Operating parameter Set : Temperature = 116 °C
Sterilization period = 15 minute

UUC* Setting (°C)	UUC* Reading (°C)	Position	Average* Standard Reading (°C)	Stability (± °C)	Pressure Reading (MPa)	Uncertainty (± °C)	Coverage Factor <i>k</i>
116	116	1	117.021	0.23	0.08	0.92	2
		2	117.111				
		3	117.212				

Operating parameter Set : Temperature = 122 °C
Sterilization period = 15 minute

UUC* Setting (°C)	UUC* Reading (°C)	Position	Average* Standard Reading (°C)	Stability (± °C)	Pressure Reading (MPa)	Uncertainty (± °C)	Coverage Factor <i>k</i>
122	122	1	122.817	0.15	0.12	1.10	2
		2	122.914				
		3	122.978				

Average* : The average of 30 values in each position.

Stability : One-half of the greatest maximum difference of measured temperature at any one probe.

UUC* : Unit Under Calibration

Note : The reported uncertainty of measurement was included stability and excluded uniformity .

The reported uncertainty of measurement was based on a standard uncertainty multiplied by a coverage factor *k*, providing a level of confidence of approximately 95 %.

-o0o-

เอกสารไม่ควบคุม

a 1043934



TECHNOLOGY PROMOTION ASSOCIATION (THAILAND-JAPAN)

CALIBRATION AND TESTING EQUIPMENT SERVICES

534/4 PATTANAKARN ROAD SOI 18, SUANLUANG, SUANLUANG BANGKOK 10250

TEL. 0-2717-3000-24 FAX. 0-2719-9484

Cert.No.: 21CH410

Page.: 1 of 2

Certificate of Calibration

Equipment : Turbidity Meter
Manufacturer : Thermo Scientific
Model : EUTECH ECTN100IR
Serial No. : 2998668
ID. No. : UAE.EFM.092/2564(TM.04/64)
Condition As-Received: New Item
Received Date : 18 March 2021
Calibration Date : 19 March 2021
Reference : 2103-0844WSC-4
Submitted by : United Analyst and Engineering Consultant Co.,Ltd.
3 Soi Udomsuk 41, Sukhumvit Road, Bangchak,
Phrakhanong, Bangkok 10260
Ambient Temperature : (25 \pm 2.5) °C
Relative Humidity : (50 \pm 20) %
Calibration Procedure : In - house method : CP-CH11
based on direct measurement by
using Formazin standard solution

Calibrated by : Walalak Sirithean

Approved by :

Approved Signatory

- (☒) Malee Butkruea
() Saithip Meangmai
() Warakorn Lerngagtrakul

Issue Date : 23 March 2021

The Uncertainties are for a confidence probability of approximately 95%.

This certificate may not be reproduced other than in full, except with the prior written approval of the head of Calibration and Testing Equipment Services.

เอกสารไม่ควบคุม



Cert.No. : 21CH410

Page. : 2 of 2

Condition of this calibration result

1. Reference Standard Instruments :

This certification is traceable to the International System of unit through the reference standards laboratory of Industrial Calibration Center, Technology Promotion Association (Thailand-Japan).

<u>Instruments</u>	<u>Serial No.</u>	<u>ID No.</u>	<u>Certificate No.</u>	<u>Due date</u>
1) Thermo-Hygrograph	1103328	130EC010	20H1607	02 July 2021
2) Electronic Balance	1126143764	140RC004	20MM595	27 Sep 2021

2. Standard Material : The Formazin suspension has been prepared gravimetric from

<u>Material</u>	<u>Manufacturer</u>	<u>Lot No.</u>	<u>Assay</u>
1) Hexamethylenetetramine	HIMEDIA	0000343342	99.5%
2) Hydrazinium Sulfate	HIMEDIA	0000332928	99.2%

3. This certificate is valid only to the item calibrated on date and place of calibration.

Calibration result

Performing four - Formazin suspension standard curve by using 0,20,100,800 NTU
Turbidity Meter Serial Number : 2998668

Standard Formazine suspension (NTU)	UUC* Reading (NTU)	Uncertainty of Measurement (\pm NTU)	Coverage Factor <i>k</i>
0	0.05	0.025	2.28
10	10.17	0.38	2.00
20	19.8	0.38	2.00
100	99.8	0.70	2.00
800	800	2.1	2.00

Remark

- UUC* = Unit Under Calibration

- NTU = Nephelometric Turbidity Units

The reported uncertainty of measurement was based on a standard uncertainty multiplied by a coverage factor *k*, providing a level of confidence of approximately 95 %.

-o0o-

เอกสารไม่ควบคุม



TECHNOLOGY PROMOTION ASSOCIATION (THAILAND-JAPAN)
CORPORATE SERVICES 3 : EQUIPMENT CALIBRATION AND TESTING SERVICES

534/4 PATTANAKARN ROAD SOI 18, SUANLUANG, SUANLUANG BANGKOK 10250

TEL. 0-2717-3000 FAX. 0-2719-9484

Cert.No.: 21TW158

Page.: 1 of 2

Certificate of Testing

Equipment : DO Meter
Manufacturer : YSI
Model : Pro 20i
Serial No. : 18H110457
ID No. : UAE.EFM.202/2561(ENV.DO.06/61)
Received Date : 27 July 2021
Test Date : 30 July 2021
Reference : 2107-0695WSC-3
Submitted by : United Analyst and Engineering Consultant Co.,Ltd.
3 Soi Udomsuk 41, Sukhumvit Road, Bangchak,
Phrakhanong, Bangkok 10260
Laboratory Condition : Temperature (25 ± 5) °C
Humidity (50 ± 20) %
Test Procedure : In - house method : CP-CH9
by Comparison Technique with Azide Modification Method
Tested by : Walalak Sirithean

Approved by :

Approved Signatory

- () Malee Butkruea
(✓) Saithip Meangmai
() Warakorn Lerngagtrakul

Issue Date :

4 August 2021

เอกสารไม่ควบคุม



Cert.No.: 21TW158

Page.: 2 of 2

Result : Dissolved Oxygen Meter Adjustment With Air 100 %

Dissolved Oxygen Probe No.: 18H110457

Titration Method (Azide Modification Method) (mg/L)	DO Meter Reading (mg/L)	Standard Deviation (mg/L)
8.04	8.03	0.0055

This report was certified only for the instrument we tested. It is allowable to use for study the system efficiency, The environmental impact control and present to organization it may concerned. Intend to use for advertising and referral purpose is prohibited. This report may not be reproduced other in full, without written approval of the laboratory

-o0o-

เอกสารนี้



TECHNOLOGY PROMOTION ASSOCIATION (THAILAND-JAPAN)
CORPORATE SERVICES 3: EQUIPMENT CALIBRATION AND TESTING SERVICES
534/4 PATTANAKARN ROAD SOI 18, SUANLUANG, SUANLUANG BANGKOK 10250
TEL. 0-2717-3000-27 FAX. 0-2719-9484



Cert. No.: 21TM1366

Page.: 1 of 2

Certificate of Calibration

Equipment : DO Meter With Sensor

Manufacturer : YSI

Model : Pro 20i

Serial No. : 18H110457

ID No. : UAE.EFM.202/2561 (ENV.DO.06/61)

Submitted by : United Analyst and Engineering Consultant Co.,Ltd.
3 Soi Udomsuk 41, Sukhumvit Road,
Bangchak, Phrakhanong,
Bangkok 10260

Location : TPA On Site Calibration Laboratory


Received Order : 2 August 2021


Calibrated Date : 2 August 2021

Ambient Temperature : (26 \pm 10) °C

Relative Humidity : (50 \pm 30) %

AC Line Voltage : (220 \pm 22) V

Calibrated by : Preecha Hlahib


Approved by : 
Approved Signatory

() Pornthippa Tameyakul
() Malee Butkruea
(✓) Suwit Imjai

Issue Date : 10 August 2021

The Uncertainties are for a confidence probability of approximately 95%

This certificate may not be reproduced other than in full, except with the prior written
Approval of the head of Corporate Services 3 : Equipment Calibration and Testing Services.

เอกสารไม่ควบคุม



Equipment : DO Meter With Sensor

Cert. No.: 21TM1366

Condition As-Received : Used Item

Page.: 2 of 2

Reference : 2107-0695WSC-4

Procedure Used :-

Calibration were conducted using in-house calibration procedure CP-OT01 according to comparison with Industrial Platinum Resistance Thermometer (IPRT) into Temperature Bath.

The temperature scale used was based on ITS-90.

Condition of this result of calibration

1. Reference standard instrument:-

<u>Instrument</u>	<u>Model</u>	<u>Serial No.</u>	<u>Cert. No.</u>	<u>Due Date</u>
1) Digital Thermometer	1502A	A52847	2011246	14 Oct 2021

2. This certificate is valid only to the item calibrated on date and place of calibration.

3. This certification is traceable to the International System of Unit.

Result of Calibration :- (*) Without Adjustment

Function : Temperature measurement.

This instrument was connected with temperature sensor, S/N.: 18H100722

<u>Calibration Point</u> (°C)	<u>Immersion Depth</u> (mm)	<u>Standard Temperature</u> (°C)	<u>UUC* Reading</u> (°C)	<u>Error</u> (°C)	<u>Uncertainty</u> (±°C)	<u>Coverage Factor</u> <i>k</i>
25.0	100	25.005	25.0	-0.005	0.16	2.00
30.0	100	30.009	30.0	-0.009	0.16	2.00
35.0	100	35.003	35.0	-0.003	0.16	2.00

UUC* : Unit Under Calibration

The reported uncertainty of measurement was based on a standard uncertainty multiplied by a coverage factor *k*, providing a level of confidence of approximately 95 %.

-o0o-

เอกสารไม่

List of Instruments Certification for Air & Noise Quality Analysis

No.	Instrument/Equipment	Parameter	Manufacturer	Model/Serial No.	Calibrator	Certification No.	Date of Calibration	Due date of Calibration	Remark
Ambient									
1	Orifice Transfer Standard Calibrator	Total Suspended Particulate (TSP) Particulate Matter < 10 µm (PM ₁₀)	Tisch Environmental,Inc.	TE-5025A 3393	Tisch Environmental,Inc.	27072020	27 Jul 20	26 Jul 22	-
2	U-Tube Manometer	Total Suspended Particulate (TSP) Particulate Matter < 10 µm (PM ₁₀)	Dwyer	1221-36-W/M -	Technology Promotion Association (Thailand-Japan)	22P801	12 Mar 22	11 Mar 23	-
3	Aneroid Barometer	Total Suspended Particulate (TSP) Particulate Matter < 10 µm (PM ₁₀)	Barigo, Germany	-	Technology Promotion Association (Thailand-Japan)	21P2500	21 Jul 21	20 Jul 22	-
4	Dial Thermo-Hygrometer	Total Suspended Particulate (TSP) Particulate Matter < 10 µm (PM ₁₀)	Barigo, Germany	-	Technology Promotion Association (Thailand-Japan)	22H771	5 Apr 22	4 Apr 23	-
5	Nitrogen Dioxide Analyzer	Nitrogen Dioxide	Thermo Scientific	42i 1191503038	UAE Consultant Co.,Ltd.	04112021	4 Nov 21	3 Nov 22	-
6	Nitrogen Dioxide Analyzer	Nitrogen Dioxide	Thermo Scientific	42i 1201497724	UAE Consultant Co.,Ltd.	10112021	10 Nov 21	9 Nov 22	-
7	Nitrogen Dioxide Analyzer	Nitrogen Dioxide	Thermo Scientific	42i 1201497725	UAE Consultant Co.,Ltd.	10112021	10 Nov 21	9 Nov 22	-
8	Standard Gases (Mixture)	Nitrogen Dioxide	Airgas	EB0143262 2015PSIG	Airgas an Air Liquide company	E04NI99E15A01D3	21 Jun 21	21 Jun 24	-
9	Sulphur Dioxide Analyzer	Sulphur Dioxide	Thermo Scientific	43i 1180540067	UAE Consultant Co.,Ltd.	09112021	9 Nov 21	8 Nov 22	-
10	Sulphur Dioxide Analyzer	Sulphur Dioxide	Thermo Scientific	43i 1201778111	UAE Consultant Co.,Ltd.	14062021	14 Jun 21	13 Jun 22	-
11	Sulphur Dioxide Analyzer	Sulphur Dioxide	Thermo Scientific	43i 1201778114	UAE Consultant Co.,Ltd.	09062021	9 Jun 21	8 Jun 22	-
12	Standard Gases (Mixture)	Sulphur Dioxide	Airgas	EB0143262 2015PSIG	Airgas an Air Liquide company	E04NI99E15A01D3	21 Jun 21	21 Jun 24	-

List of Instruments Certification for Air & Noise Quality Analysis

No.	Instrument/Equipment	Parameter	Manufacturer	Model/Serial No.	Calibrator	Certification No.	Date of Calibration	Due date of Calibration	Remark
Ambient									
13	Carbon Monoxide Analyzer	Carbon Monoxide	Thermo	48i 1201778117	UAE Consultant Co.,Ltd.	21122021	21 Dec 21	20 Dec 22	-
14	Carbon Monoxide Analyzer	Carbon Monoxide	Thermo	48i 1201778118	UAE Consultant Co.,Ltd.	21122021	21 Dec 21	20 Dec 22	-
15	Carbon Monoxide Analyzer	Carbon Monoxide	Thermo	48i 1201778119	UAE Consultant Co.,Ltd.	21122021	21 Dec 21	20 Dec 22	-
16	Standard Gases (Mixture)	Carbon Monoxide	Airgas	EB0143262 2015PSIG	Airgas an Air Liquide company	E04NI99E15A01D3	21 Jun 21	21 Jun 24	-
17	Sound Level Calibrator (Acoustic Calibrator)	Calibrate Sound Level Meter	Svantek	SV36 107224	Innovative Instrument Co.,Ltd.	21-ACT-326	24 Aug 21	23 Aug 22	-
18	Sound Level Meter	$L_{Aeq\ 1\ hr}$, L_{Amax} , L_{A90} , L_{A10} , L_{A50}	Larson Davis	LxT2 0005405	Innovative Instrument Co.,Ltd.	22-ACT-101	11 Feb 22	10 Feb 23	-
19	Sound Level Meter	$L_{Aeq\ 1\ hr}$, L_{Amax} , L_{A90} , L_{A10} , L_{A50}	Larson Davis	LxT2 0005407	Innovative Instrument Co.,Ltd.	22-ACT-037	21 Jan 22	20 Jan 23	-
20	Sound Level Meter	$L_{Aeq\ 1\ hr}$, L_{Amax} , L_{A90} , L_{A10} , L_{A50}	Larson Davis	LxT2 0006614	Innovative Instrument Co.,Ltd.	22-ACT-104	11 Feb 22	10 Feb 23	-



Certificate of Calibration

Calibration Certification Information

Cal. Date: May 15, 2020 Rootsmeter S/N: 438320 Ta: 296 °K
Operator: Jim Tisch Pa: 750.6 mm Hg
Calibration Model #: TE-5025A Calibrator S/N: 11MX

Run	Vol. Init (m3)	Vol. Final (m3)	ΔVol. (m3)	ΔTime (min)	ΔP (mm Hg)	ΔH (in H2O)
1	1	2	1	1.3910	3.2	2.00
2	3	4	1	0.9880	6.4	4.00
3	5	6	1	0.8820	7.9	5.00
4	7	8	1	0.8390	8.8	5.50
5	9	10	1	0.6940	12.7	8.00

Data Tabulation

Vstd (m3)	Qstd (x-axis)	$\sqrt{\Delta H \left(\frac{Pa}{Pstd} \right) \left(\frac{Tstd}{Ta} \right)}$ (y-axis)	Va	Qa (x-axis)	$\sqrt{\Delta H \left(\frac{Ta}{Pa} \right)}$ (y-axis)
0.9900	0.7117	1.4102	0.9957	0.7158	0.8881
0.9858	0.9978	1.9943	0.9915	1.0035	1.2560
0.9838	1.1154	2.2296	0.9895	1.1219	1.4042
0.9826	1.1712	2.3385	0.9883	1.1779	1.4728
0.9774	1.4084	2.8203	0.9831	1.4165	1.7762
QSTD	m=	2.02221	QA	m=	1.26627
	b=	-0.02724		b=	-0.01716
	r=	0.99999		r=	0.99999

Calculations

Vstd=	$\Delta Vol((Pa-\Delta P)/Pstd)(Tstd/Ta)$	Va=	$\Delta Vol((Pa-\Delta P)/Pa)$
Qstd=	$Vstd/\Delta Time$	Qa=	$Va/\Delta Time$
For subsequent flow rate calculations:			
Qstd=	$1/m \left(\left(\sqrt{\Delta H \left(\frac{Pa}{Pstd} \right) \left(\frac{Tstd}{Ta} \right)} \right) - b \right)$	Qa=	$1/m \left(\left(\sqrt{\Delta H \left(\frac{Ta}{Pa} \right)} \right) - b \right)$

Standard Conditions

Tstd:	298.15 °K
Pstd:	760 mm Hg
Key	
ΔH: calibrator manometer reading (in H2O)	
ΔP: rootsmeter manometer reading (mm Hg)	
Ta: actual absolute temperature (°K)	
Pa: actual barometric pressure (mm Hg)	
b: intercept	
m: slope	

RECALIBRATION

US EPA recommends annual recalibration per 1998 40 Code of Federal Regulations Part 50 to 51, Appendix B to Part 50, Reference Method for the Determination of Suspended Particulate Matter in the Atmosphere, 9.2.17, page 30



TECHNOLOGY PROMOTION ASSOCIATION (THAILAND-JAPAN)
CORPORATE SERVICES 3: EQUIPMENT CALIBRATION AND TESTING SERVICES
534/4 PATTANAKARN ROAD SOI 18, SUANLUANG, SUANLUANG, BANGKOK 10250
TEL. 0-2717-3000-24 FAX. 0-2719-9484

Certificate of Calibration

Certificate No. : 21P444
Page : 1 of 2

Equipment : U Tube Manometer

Manufacturer: Dwyer

Model : 1221-36-W/M

Serial No.: -

ID No.: UAE.EFM.178/2561

Condition As-Received: Used Item

Received Date: 01 February 2021

Calibration Date: 09 February 2021

Reference: 2102-0083WSC

Submitted by: United Analyst and Engineering Consultant Co.,Ltd.

Ambient Temperature: (23 ± 2) °C

Relative Humidity: (50 ± 15) %

Atmospheric Pressure: 1012 mbar

This certificate may not be reproduced other than in full,
except with the prior written approval of the head of
Corporate Services 3: Equipment Calibration and Testing Services.

81 Soi Udomsuk 41, Sukhumvit Road, Bangchak,
Phrakhanong, Bangkok 10260

Procedure used: The calibration was conducted by direct comparison method against Pressure Measuring Instruments Standard according to in-house calibration procedure CP-P04, using " DKD-R 6-1 ; Calibration of Pressure Gauges, Edition 03/2014 " as a guidelines.

Condition of this result of calibration

1.Reference standards instruments :

<u>Instrument</u>	<u>Model</u>	<u>Serial No.</u>	<u>Certificate No.</u>	<u>Due Date</u>
1) Pressure Calibrator	PC106P	1189	MP-0113-20	14 Jul 2021

2.This result of calibration was made on requested at the point specified by customer.

3.Scale and conversion factor is 1 kPa = 4.0146293 inH₂O

4.This instrument was used clean air as pressure media.

5.This instrument was installed in vertical orientation and center of connector was used as the reference level.

6.The certificate is valid only to the item calibrated on date and place of calibration.

7.This Certification is traceable to the International System of Unit maintained at:-

-National Institute of Metrology Thailand (NIMT)

Calibrated by : Nopparat Phongam
Issue Date : 11 February 2021

Approved Signatory : _____

[] Phalinee Prabpaipal

[] Sura Suwannasri

[✓] Attapol Panurach

เอกสารไม่ควบคุม
B 0250404



Cert.No.: 21P444

Page: 2 of 2

Result of calibration:- Without adjustment

Function:- Pressure Measurement

Increasing Pressure

Range : 0 inH₂O to 36 inH₂O

Scale Interval : 0.1 inH₂O(The Fifth Estimate)

<u>Applied Pressure</u> (inH ₂ O)	<u>UUC Indication</u>		<u>ΔP</u> (inH ₂ O)	<u>Error</u> (inH ₂ O)
	<u>High-port side</u> (inH ₂ O)	<u>Low-port side</u> (inH ₂ O)		
0.00	0.00	0.00	0.00	0.00
2.00	0.98	-0.94	1.92	-0.08
4.00	2.02	-1.96	3.98	-0.02
6.00	3.02	-2.96	5.98	-0.02
8.00	4.02	-3.96	7.98	-0.02
10.00	5.02	-4.96	9.98	-0.02
12.00	6.02	-5.96	11.98	-0.02
14.00	7.06	-7.00	14.06	0.06
16.00	8.06	-7.98	16.04	0.04
18.00	9.06	-8.98	18.04	0.04
20.00	10.06	-9.98	20.04	0.04
22.00	11.06	-10.98	22.04	0.04
24.00	12.06	-11.98	24.04	0.04
26.00	13.08	-13.02	26.10	0.10
28.00	14.08	-14.02	28.10	0.10
30.00	15.08	-15.02	30.10	0.10
32.00	16.08	-16.04	32.12	0.12
34.00	17.10	-17.04	34.14	0.14
35.80	17.90	-17.84	35.74	-0.06

The uncertainty of measurement was ± 0.11 inH₂O

* UUC = Unit Under Calibration

* ΔP = High-port side - Low-port side

The reported uncertainty of measurement was based on a standard uncertainty multiplied by a coverage factor $k = 2$, providing a level of confidence of approximately 95 %.

-oOo-



TECHNOLOGY PROMOTION ASSOCIATION (THAILAND-JAPAN)
CORPORATE SERVICES 3: EQUIPMENT CALIBRATION AND TESTING SERVICES
534/4 PATTANAKARN ROAD SOI 18, SUANLUANG, SUANLUANG, BANGKOK 10250
TEL. 0-2717-3000-24 FAX. 0-2719-9484



Certificate of Calibration

Certificate No. : 21P2502

Page : 1 of 2

Equipment : Aneroid Barometer

Manufacturer: Barigo

Model : -

Serial No.: -

ID No.: UAE.ANV.151/2550

Condition As-Received: Used Item

Received Date: 20 July 2021

Calibration Date: 21 July 2021

Reference: 2107-0570WSC

Ambient Temperature: (23 ± 2) °C

Relative Humidity: (50 ± 15) %

Atmospheric Pressure: 1009 mbar

This certificate may not be reproduced other than in full,
except with the prior written approval of the head of
Corporate Services 3: Equipment Calibration and Testing Services.

Submitted by: United Analyst and Engineering Consultant Co.,Ltd.

81 Soi Udomsuk 41, Sukhumvit Road, Bangchak,
Phrakhanong, Bangkok 10260

Procedure used: The calibration was conducted by direct comparison method against Pressure Measuring Instruments Standard according to in-house calibration procedure CP-P10, using " DKD-R 6-1 ; Calibration of Pressure Gauges, Edition 03/2014 " as a guidelines.

Condition of this result of calibration

1.Reference standards instruments :

<u>Instrument</u>	<u>Model</u>	<u>Serial No.</u>	<u>Certificate No.</u>	<u>Due Date</u>
1) Standard Barometer	DPI142	1422505046	MP-0053-21	08 Apr 2022

2.This instrument was installed in vertical orientation and center of the dial was used as the reference level.

3.This result of calibration was made on requested at the point specified by customer.

4.This instrument was used clean air as pressure media.

5.The certificate is valid only to the item calibrated on date and place of calibration.

6.This Certification is traceable to the International System of Unit maintained at:-

-National Institute of Metrology Thailand (NIMT)

Calibrated by : Suwit Aussarree

Issue Date : 22 July 2021

Approved Signatory :

[] Phalinee Prabpaipal

[] Sura Suwannasri

[x] Attapol Panurach

เอกสารไม่ควบคุม

B 0264465



Cert.No.: 21P2502

Page: 2 of 2

Result of calibration:- Without adjustment

Range : 960 hPa to 1030 hPa

Function:- Absolute Pressure Measurement

Scale Interval : 1 hPa(The Fifth Estimate)

Increasing Pressure

Applied Pressure (hPa)	959.18	970.39	980.57	990.77	1000.79	1010.71	1020.54	1030.39
UUC* Indication (hPa)	960.0	970.0	980.0	990.0	1000.0	1010.0	1020.0	1030.0
Error (hPa)	0.82	-0.39	-0.57	-0.77	-0.79	-0.71	-0.54	-0.39

Decreasing Pressure

Applied Pressure (hPa)	1030.46	1020.42	1010.54	1000.67	990.64	980.74	970.54	959.39
UUC* Indication (hPa)	1030.0	1020.0	1010.0	1000.0	990.0	980.0	970.0	960.0
Error (hPa)	-0.46	-0.42	-0.54	-0.67	-0.64	-0.74	-0.54	0.61

The uncertainty of measurement was ± 0.30 hPa

* UUC = Unit Under Calibration

The reported uncertainty of measurement was based on a standard uncertainty multiplied by a coverage factor $k = 2$, providing a level of confidence of approximately 95 %.

-o0o-

เอกสารไม่ควบคุม

a 1062241



TECHNOLOGY PROMOTION ASSOCIATION (THAILAND-JAPAN)
CORPORATE SERVICES 3: EQUIPMENT CALIBRATION AND TESTING SERVICES
534/4 PATTANAKARN ROAD SOI 18, SUANLUANG, SUANLUANG, BANGKOK 10250
TEL. 0-2717-3000-24 FAX. 0-2719-9484



Certificate of Calibration

Certificate No. : 21H801

Page : 1 of 2

Equipment : Dial Thermo-Hygrometer

Manufacturer: Barigo

Model : -

Serial No.: -

ID No.: UAE.ANV.016/2547

Condition As-Received: Used Item

Received Date: 29 March 2021

Calibration Date: 31 March 2021
to 08 April 2021

Reference: 2103-1189WSC

Ambient Temperature: (25 ± 3) °C

Relative Humidity: (50 ± 20) %

This certificate may not be reproduced other than in full,
except with the prior written approval of the head of
Corporate Services 3: Equipment Calibration and Testing Services.

Submitted by: United Analyst and Engineering Consultant Co.,Ltd.

81 Soi Udomsuk 41, Sukhumvit Road,
Bangchak, Phrakhanong, Bangkok 10260

Procedure used: Calibration were conducted using in-house calibration procedure CP-H02 according to comparison with standard chilled mirror sensor for humidity measurement function and comparison with standard temperature probe for temperature measurement function into humidity / temperature chamber.

Condition of this result of calibration

1.Reference standards instruments :

<u>Instrument</u>	<u>Model</u>	<u>Serial No.</u>	<u>Certificate No.</u>	<u>Due Date</u>
1) Standard Chilled Mirror Hygrometer Sensor	Dew Prime II	31863	18540	28 Jul 2021
2) Handheld Thermometer With Sensor	1521	A5A339	201968	10 Aug 2021

2.The certificate is valid only to the item calibrated on date and place of calibration.

3.This Certification is traceable to the International System of Unit maintained at:-

- National Institute of Standards and Technology (NIST) , The United States of America
- National Institute of Metrology Thailand (NIMT)

Calibrated by : Kraipop Onrat
Issue Date : 20 April 2021

Approved Signatory :

☒ Chakrit Waewanjua
☐ Pornthippa Tameyakul
☐ Pitak Srimongkol

เอกสารไม่ควบคุม

B 0258328



Cert. No.: 21H801

Page.: 2 of 2

Result of Calibration:-

Without Adjustment

Function:

Humidity measurement.

<u>Reference</u> <u>Temperature</u> (°C)	<u>Standard</u> <u>Humidity</u> (%R.H.)	<u>UUC*</u> <u>Reading</u> (%R.H.)	<u>Error</u> (%R.H.)	<u>Uncertainty</u> <u>of Measurement</u> (±%R.H.)
25.0	40.1	40	-0.1	1.6
25.0	60.0	60	0.0	1.8
25.0	80.0	77	-3.0	1.9

Result of Calibration:-

Without Adjustment

Function:

Temperature measurement.

<u>Standard</u> <u>Temperature</u> (°C)	<u>UUC*</u> <u>Reading</u> (°C)	<u>Error</u> (°C)	<u>Uncertainty</u> <u>of Measurement</u> (±°C)
20.011	21.0	0.989	0.72
30.019	30.0	-0.019	0.72
34.989	35.0	0.011	0.72
40.006	40.0	-0.006	0.72

UUC* : Unit Under Calibration

The reported uncertainty of measurement was base on standard uncertainty multiplied by coverage factor $k = 2.00$, providing confidence level approximately 95%.

-o0o-

เอกสารไม่ควบคุม
a 1051241

MULTI-POINT GAS TEST REPORT

Test Date : Jan 25, 2021

Equipment : Gas Analyzer (NO₂)

Model : 42C

Manufacturer : Thermo Electron Corporation

Serial Number : 0517512000

Standard Gas Concentration

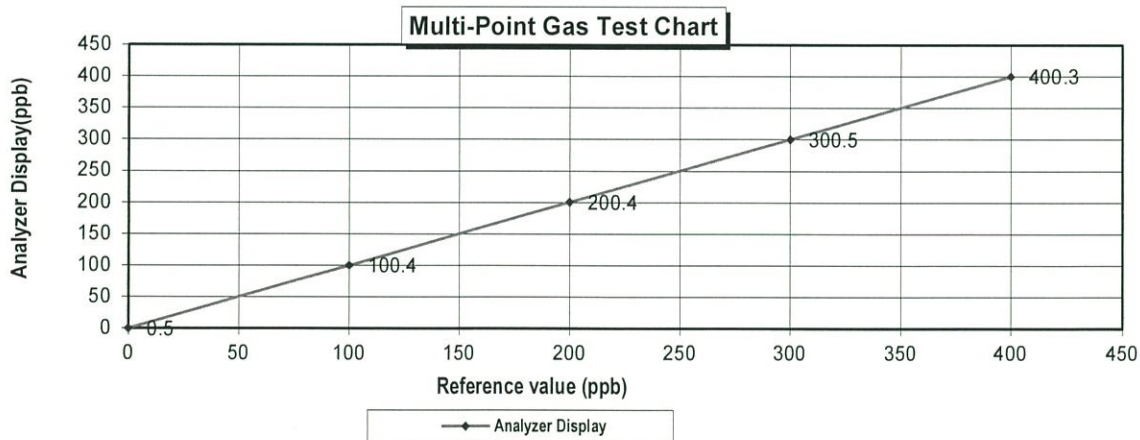
Sulphur Dioxide (SO₂) 44.75
Nitric Oxide (NO) 45.35
Methane (CH₄) -
Carbon Monoxide (CO) 1007
Cylinder No. : CC159599
Expiration Date : Jul 30, 2022

Dilutor Detail

Manufacturer : Thermo Scientific
Model : 146i
Serial Number : 1180540071

Multi-point gas test data

	Reference Value (ppb)		Analyzer Display (ppb)	Difference Error	Percent Error	[% Error]
Level 1	Zero	0.0	0.5	0.50	0.50	0.50
Level 2	20.00%	100.0	100.4	0.40	0.40	0.40
Level 3	40.00%	200.0	200.4	0.40	0.20	0.20
Level 4	60.00%	300.0	300.5	0.50	0.17	0.17
Level 5	80.00%	400.0	400.3	0.30	0.07	0.07
Remark : Measuring Range			500.0 ppb	Average Difference (%)		0.27
			:Acceptable Limit $\pm 5\%$			



[Redacted Signature]

26 / Jan / 2021

[Redacted Signature]

26 / Jan / 2021

MULTI-POINT GAS TEST REPORT

Test Date : Jan 13, 2021

Equipment : Gas Analyzer (NO₂)

Model : 42C

Manufacturer : Thermo Electron Corporation

Serial Number : 0517512001

Standard Gas Concentration

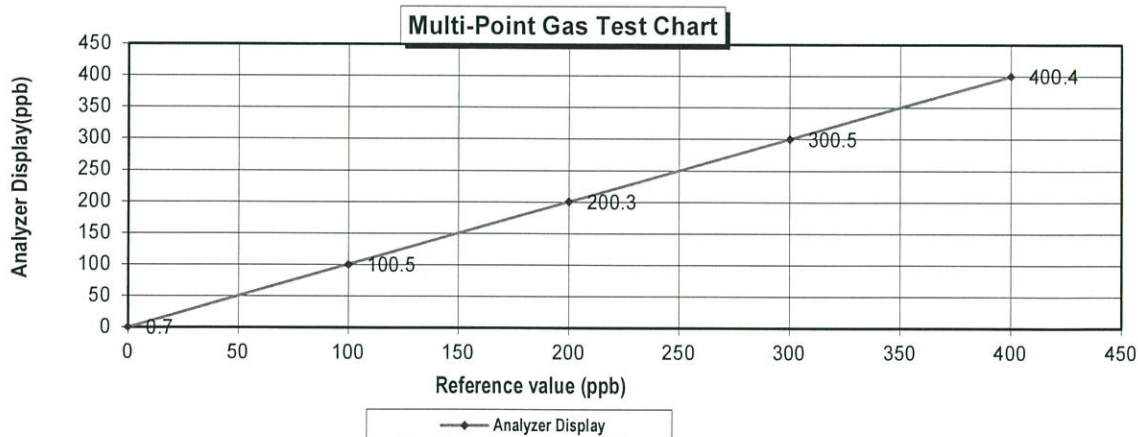
Sulphur Dioxide (SO₂) 44.75 PPM
Nitric Oxide (NO) 45.35 PPM
Methane (CH₄) - PPM
Carbon Monoxide (CO) 1007 PPM
Cylinder No. : CC159599
Expiration Date : Jul 30, 2022

Dilutor Detail

Manufacturer : Thermo Scientific
Model : 146i
Serial Number : 1180540071

Multi-point gas test data

Reference Value (ppb)			Analyzer Display (ppb)	Difference Error	Percent Error	[% Error]
Level 1	Zero	0.0	0.7	0.70	0.70	0.70
Level 2	20.00%	100.0	100.5	0.50	0.50	0.50
Level 3	40.00%	200.0	200.3	0.30	0.15	0.15
Level 4	60.00%	300.0	300.5	0.50	0.17	0.17
Level 5	80.00%	400.0	400.4	0.40	0.10	0.10
Remark : Measuring Range 500.0 ppb			Average Difference (%)		0.32	



[Redacted Signature]

15 / Jan / 2021

[Redacted Signature]

15 / Jan / 2021

MULTI-POINT GAS TEST REPORT

Test Date : Jan 25, 2021

Equipment : Gas Analyzer (NO₂)

Model : 42i

Manufacturer : Thermo Scientific

Serial Number : CM08130002

Standard Gas Concentration

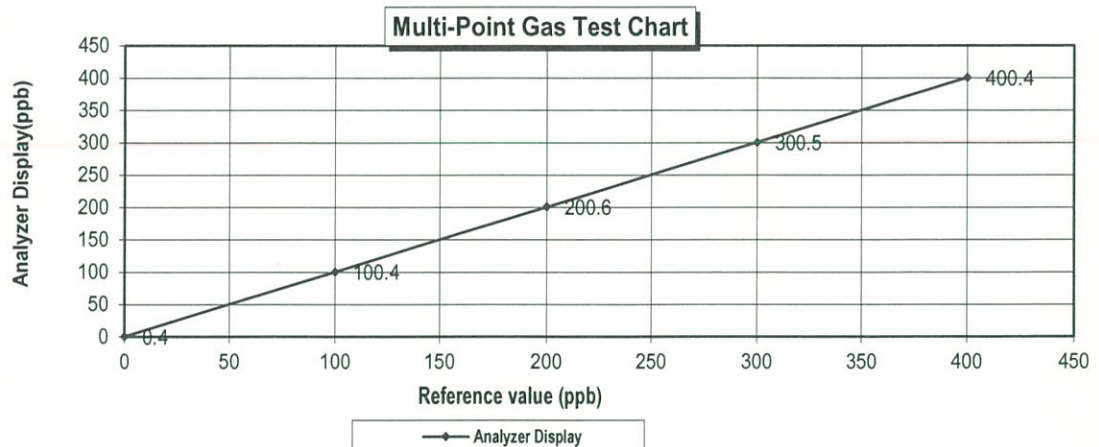
Sulphur Dioxide (SO ₂)	44.75
Nitric Oxide (NO)	45.35
Methane (CH ₄)	-
Carbon Monoxide (CO)	1007
Cylinder No. :	CC159599
Expiration Date :	Jul 30, 2022

Dilutor Detail

Manufacturer :	Thermo Scientific
Model :	146i
Serial Number :	1180540071

Multi-point gas test data

Reference Value (ppb)			Analyzer Display (ppb)	Difference Error	Percent Error	[% Error]
Level 1	Zero	0.0	0.4	0.40	0.40	0.40
Level 2	20.00%	100.0	100.4	0.40	0.40	0.40
Level 3	40.00%	200.0	200.6	0.60	0.30	0.30
Level 4	60.00%	300.0	300.5	0.50	0.17	0.17
Level 5	80.00%	400.0	400.4	0.40	0.10	0.10
Remark : Measuring Range 500.0 ppb				Average Difference (%)		0.27



Calculate by

[Redacted Signature]

26 / Jan / 2021

[Redacted Signature]

26 / Jan / 2021

CERTIFICATE OF ANALYSIS

Grade of Product: EPA Protocol

Part Number:	E04NI99E15A01QC	Reference Number:	160-401526192-1
Cylinder Number:	CC159599	Cylinder Volume:	144.4 CF
Laboratory:	124 - Plumsteadville - PA	Cylinder Pressure:	2015 PSIG
PGVP Number:	A12019	Valve Outlet:	660
Gas Code:	CO,NO,NOX,SO2,BALN	Certification Date:	Jul 30, 2019

Expiration Date: Jul 30, 2022

Certification performed in accordance with "EPA Traceability Protocol for Assay and Certification of Gaseous Calibration Standards (May 2012)" document EPA 600/R-12/531, using the assay procedures listed. Analytical Methodology does not require correction for analytical interference. This cylinder has a total analytical uncertainty as stated below with a confidence level of 95%. There are no significant impurities which affect the use of this calibration mixture. All concentrations are on a volume/volume basis unless otherwise noted.

Do Not Use This Cylinder below 100 psig, i.e. 0.7 megapascals.

ANALYTICAL RESULTS

Component	Requested Concentration	Actual Concentration	Protocol Method	Total Relative Uncertainty	Assay Dates
NOX	45.00 PPM	44.76 PPM	G1	+/- 0.8% NIST Traceable	07/23/2019, 07/30/2019
NITRIC OXIDE	45.00 PPM	44.76 PPM	G1	+/- 0.8% NIST Traceable	07/23/2019, 07/30/2019
SULFUR DIOXIDE	45.00 PPM	45.35 PPM	G1	+/- 1% NIST Traceable	07/23/2019, 07/30/2019
CARBON MONOXIDE	1000 PPM	1007 PPM	G1	+/- 0.4% NIST Traceable	07/23/2019
NITROGEN	Balance				

CALIBRATION STANDARDS

Type	Lot ID	Cylinder No	Concentration	Uncertainty	Expiration Date
NTRM	18060121	KAL004215	249.9 PPM NITRIC OXIDE/NITROGEN	+/- 0.4%	Nov 08, 2023
NTRM	052411	KAL004307	50.03 PPM NITRIC OXIDE/NITROGEN	+/-0.80%	Mar 12, 2024
NTRM	18060121	KAL004215	250.0 PPM NOx/NITROGEN	+/- 0.4%	Nov 08, 2023
NTRM	052411	KAL004307-NOX	50.03 PPM NOx/NITROGEN	+/-0.80%	Mar 12, 2024
NTRM	0141709	KAL003190	49.67 PPM SULFUR DIOXIDE/NITROGEN	+/- 1.0%	Jun 20, 2022
NTRM	072508	KAL004570	970.0 PPM CARBON MONOXIDE/NITROGEN	+/- 0.4%	May 14, 2021

ANALYTICAL EQUIPMENT

Instrument/Make/Model	Analytical Principle	Last Multipoint Calibration
CO MKS FTIR 000929062	FTIR	Jul 19, 2019
NO MKS FTIR 000929062	FTIR	Jul 22, 2019
NO MKS FTIR 000929062	FTIR	Jul 22, 2019
SO2 MKS FTIR 000929062	FTIR	Jul 22, 2019

Triad Data Available Upon Request

NOTES:RAN# 51319-CM03
PO# 5219002210
GROSS WEIGHT: 28.6 KG
NET WEIGHT: 4.1 KG



Signature on file
Approved for Release



UNITED ANALYST AND ENGINEERING
CONSULTANT COMPANY LIMITED

United Analyst and Engineering Consultant Co., Ltd.

3 Soi Udomsuk 41, Sukhumvit Road, Bangchak, Phrakhanong, Bangkok 10260

Tel. 0 2763 2828 Fax 0 2763 2800 www.uaeconsultant.com E-mail: uae@uaeconsultant.com

MULTI-POINT GAS TEST REPORT

Test Date : Jan 8, 2021

Equipment : Gas Analyzer (SO₂)

Model : 43i

Manufacturer : Thermo SCIENTIFIC

Serial Number : 1201778115

Standard Gas Concentration

Sulphur Dioxide (SO ₂)	44.75
Nitric Oxide (NO)	45.35
Methane (CH ₄)	-
Carbon Monoxide (CO)	1007
Cylinder No. :	CC159599
Expiration Date :	Jul 30, 2022

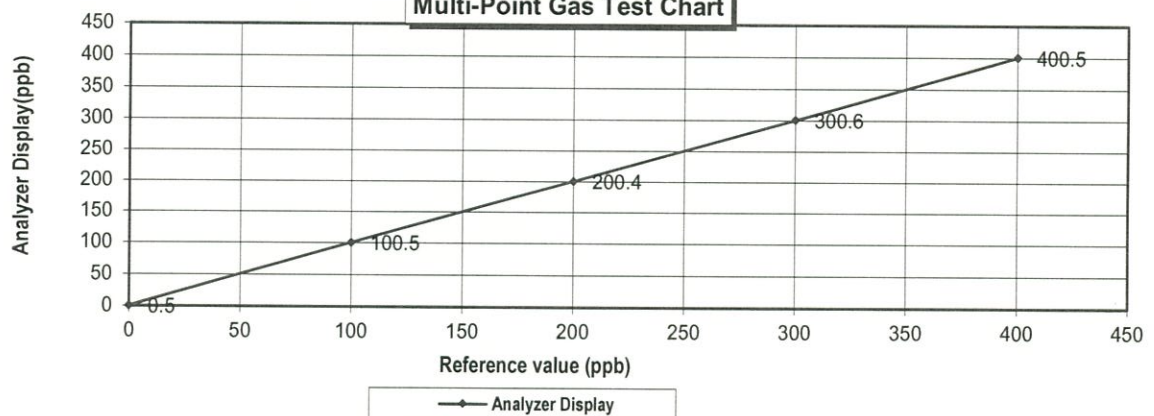
Dilutor Detail

Manufacturer :	Thermo SCIENTIFIC
Model :	146i
Serial Number :	1180540071

Multi-point gas test data

Reference Value (ppb)			Analyzer Display (ppb)	Difference Error	Percent Error	[% Error]
Level 1	Zero	0.0	0.5	0.50	0.50	0.50
Level 2	20.00%	100.0	100.5	0.50	0.50	0.50
Level 3	40.00%	200.0	200.4	0.40	0.20	0.20
Level 4	60.00%	300.0	300.6	0.60	0.20	0.20
Level 5	80.00%	400.0	400.5	0.50	0.12	0.12
Remark : Measuring Range 500.0 ppb			Average Difference (%)		0.30	

Multi-Point Gas Test Chart



Signature
8 / 01 / 64

Signature
8 Jan, 2021



UNITED ANALYST AND ENGINEERING
CONSULTANT COMPANY LIMITED

United Analyst and Engineering Consultant Co., Ltd.

3 Soi Udomsuk 41, Sukhumvit Road, Bangchak, Phrakhanong, Bangkok 10260

Tel. 0 2763 2828 Fax 0 2763 2800 www.uaeconsultant.com E-mail: uae@uaeconsultant.com

MULTI-POINT GAS TEST REPORT

Test Date : Jan 8, 2021

Equipment : Gas Analyzer (SO₂)

Model : 43i

Manufacturer : Thermo SCIENTIFIC

Serial Number : 1201778116

Standard Gas Concentration

Sulphur Dioxide (SO₂) 44.75

PPM

Nitric Oxide (NO) 45.35

PPM

Methane (CH₄) -

PPM

Carbon Monoxide (CO) 1007

Cylinder No. : CC159599

Expiration Date : Jul 30, 2022

Dilutor Detail

Manufacturer : Thermo SCIENTIFIC

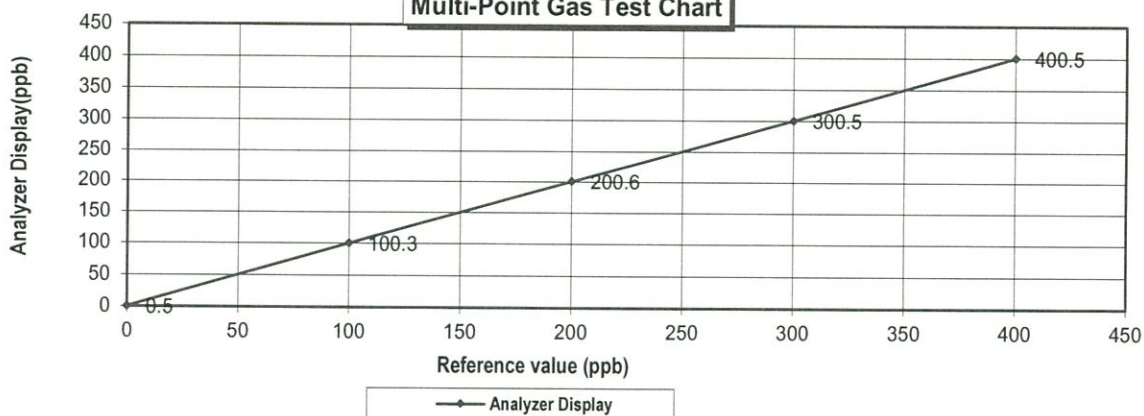
Model : 146i

Serial Number : 1180540071

Multi-point gas test data

Reference Value (ppb)			Analyzer Display (ppb)	Difference Error	Percent Error	[% Error]
Level 1	Zero	0.0	0.5	0.50	0.50	0.50
Level 2	20.00%	100.0	100.3	0.30	0.30	0.30
Level 3	40.00%	200.0	200.6	0.60	0.30	0.30
Level 4	60.00%	300.0	300.5	0.50	0.17	0.17
Level 5	80.00%	400.0	400.5	0.50	0.12	0.12
Remark : Measuring Range 500.0 ppb			Average Difference (%)		0.28	

Multi-Point Gas Test Chart



[Redacted Signature]

8 / 01 / 64

[Redacted Signature]

8 / Jan / 2021



UNITED ANALYST AND ENGINEERING
CONSULTANT COMPANY LIMITED

United Analyst and Engineering Consultant Co., Ltd.

3 Soi Udomsuk 41, Sukhumvit Road, Bangchak, Phrakhanong, Bangkok 10260

Tel. 0 2763 2828 Fax 0 2763 2800 www.uaeconsultant.com E-mail: uae@uaeconsultant.com

MULTI-POINT GAS TEST REPORT

Test Date : Feb 10, 2021

Equipment : Gas Analyzer (SO₂)

Model : 43i

Manufacturer : Thermo SCIENTIFIC

Serial Number : JC1606001757

Standard Gas Concentration

Sulphur Dioxide (SO₂) 44.75 PPM
Nitric Oxide (NO) 45.35 PPM
Methane (CH₄) - PPM
Carbon Monoxide (CO) 1007 PPM
Cylinder No. : CC159599
Expiration Date : Jul 30, 2022

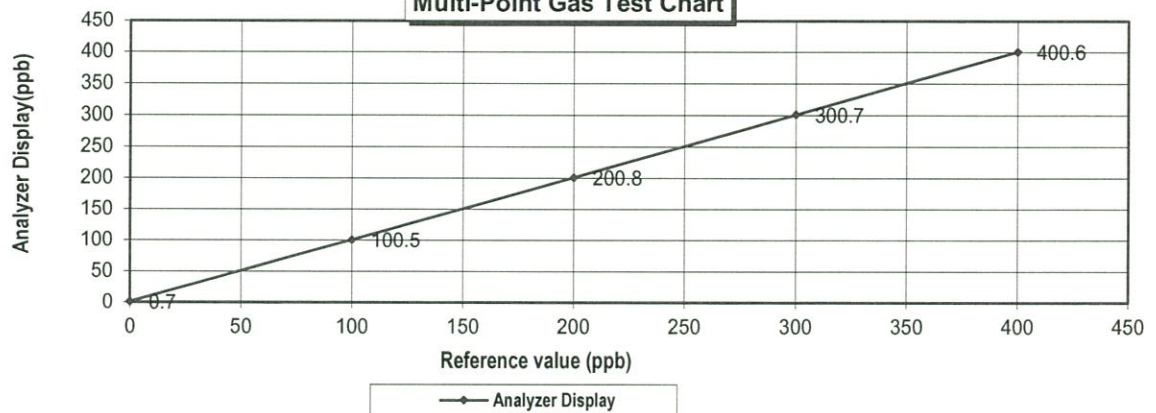
Dilutor Detail

Manufacturer : Thermo SCIENTIFIC
Model : 146i
Serial Number : 1180540071

Multi-point gas test data

Reference Value (ppb)			Analyzer Display (ppb)	Difference Error	Percent Error	[% Error]
Level 1	Zero	0.0	0.7	0.70	0.70	0.70
Level 2	20.00%	100.0	100.5	0.50	0.50	0.50
Level 3	40.00%	200.0	200.8	0.80	0.40	0.40
Level 4	60.00%	300.0	300.7	0.70	0.23	0.23
Level 5	80.00%	400.0	400.6	0.60	0.15	0.15
Remark : Measuring Range 500.0 ppb				Average Difference (%)		0.40

Multi-Point Gas Test Chart



70 / 02 / 64

70 / Feb / 2021

CERTIFICATE OF ANALYSIS

Grade of Product: EPA Protocol

Part Number:	E04NI99E15A01QC	Reference Number:	160-401526192-1
Cylinder Number:	CC159599	Cylinder Volume:	144.4 CF
Laboratory:	124 - Plumsteadville - PA	Cylinder Pressure:	2015 PSIG
PGVP Number:	A12019	Valve Outlet:	660
Gas Code:	CO,NO,NOX,SO2,BALN	Certification Date:	Jul 30, 2019

Expiration Date: Jul 30, 2022

Certification performed in accordance with "EPA Traceability Protocol for Assay and Certification of Gaseous Calibration Standards (May 2012)" document EPA 600/R-12/531, using the assay procedures listed. Analytical Methodology does not require correction for analytical interference. This cylinder has a total analytical uncertainty as stated below with a confidence level of 95%. There are no significant impurities which affect the use of this calibration mixture. All concentrations are on a volume/volume basis unless otherwise noted.

Do Not Use This Cylinder below 100 psig, i.e. 0.7 megapascals.

ANALYTICAL RESULTS

Component	Requested Concentration	Actual Concentration	Protocol Method	Total Relative Uncertainty	Assay Dates
NOX	45.00 PPM	44.76 PPM	G1	+/- 0.8% NIST Traceable	07/23/2019, 07/30/2019
NITRIC OXIDE	45.00 PPM	44.76 PPM	G1	+/- 0.8% NIST Traceable	07/23/2019, 07/30/2019
SULFUR DIOXIDE	45.00 PPM	45.35 PPM	G1	+/- 1% NIST Traceable	07/23/2019, 07/30/2019
CARBON MONOXIDE	1000 PPM	1007 PPM	G1	+/- 0.4% NIST Traceable	07/23/2019
NITROGEN	Balance				

CALIBRATION STANDARDS

Type	Lot ID	Cylinder No	Concentration	Uncertainty	Expiration Date
NTRM	18060121	KAL004215	249.9 PPM NITRIC OXIDE/NITROGEN	+/- 0.4%	Nov 08, 2023
NTRM	052411	KAL004307	50.03 PPM NITRIC OXIDE/NITROGEN	+/-0.80%	Mar 12, 2024
NTRM	18060121	KAL004215	250.0 PPM NOx/NITROGEN	+/- 0.4%	Nov 08, 2023
NTRM	052411	KAL004307-NOX	50.03 PPM NOx/NITROGEN	+/-0.80%	Mar 12, 2024
NTRM	0141709	KAL003190	49.67 PPM SULFUR DIOXIDE/NITROGEN	+/- 1.0%	Jun 20, 2022
NTRM	072508	KAL004570	970.0 PPM CARBON MONOXIDE/NITROGEN	+/- 0.4%	May 14, 2021

ANALYTICAL EQUIPMENT

Instrument/Make/Model	Analytical Principle	Last Multipoint Calibration
CO MKS FTIR 000929062	FTIR	Jul 19, 2019
NO MKS FTIR 000929062	FTIR	Jul 22, 2019
NO MKS FTIR 000929062	FTIR	Jul 22, 2019
SO2 MKS FTIR 000929062	FTIR	Jul 22, 2019

Triad Data Available Upon Request

NOTES:RAN# 51319-CM03
PO# 5219002210
GROSS WEIGHT: 28.6 KG
NET WEIGHT: 4.1 KG



Signature on file
Approved for Release

MULTI-POINT GAS TEST REPORT

Test Date : Mar 05, 2021

Equipment : Gas Analyzer (CO) **Model :** 48C
Manufacturer : Thermo Environmental Instruments **Serial Number :** 48C-69160-362

Standard Gas Concentration

Sulphur Dioxide (SO₂) 44.75 PPM
Nitric Oxide (NO) 45.35 PPM
Methane (CH₄) - PPM
Carbon Monoxide (CO) 1007 PPM
Cylinder No. : CC159599
Expiration Date : Jul 30, 2022

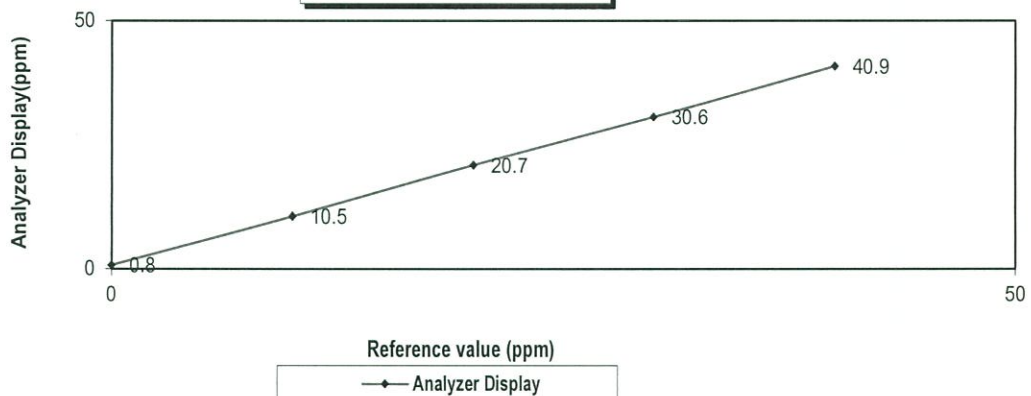
Dilutor Detail

Manufacturer : Thermo Scientific
Model : 146i
Serial Number : 1180540071

Multi-point gas test data

Reference Value (ppm)			Analyzer Display (ppm)	Difference Error	Percent Error	[% Error]
Level 1	Zero	0.0	0.8	0.8	0.8	0.8
Level 2	20.00%	10.0	10.5	0.5	4.8	4.8
Level 3	40.00%	20.0	20.7	0.7	3.4	3.4
Level 4	60.00%	30.0	30.6	0.6	2.0	2.0
Level 5	80.00%	40.0	40.9	0.9	2.2	2.2
Remark : Measuring Range			50.0 ppm	Average Difference (%)		2.62

Multi-Point Gas Test Chart



[Redacted Signature]

5, 03 / 64

[Redacted Signature]

5, Mar, 2021

MULTI-POINT GAS TEST REPORT

Test Date : Jan 13, 2021

Equipment : Gas Analyzer (CO)

Model : 48C

Manufacturer : Thermo Environmental Instruments

Serial Number : 48C-71185-368

Standard Gas Concentration

Sulphur Dioxide (SO ₂)	44.75	PPM
Nitric Oxide (NO)	45.35	PPM
Methane (CH ₄)	-	PPM
Carbon Monoxide (CO)	1007	PPM
Cylinder No. :	CC159599	
Expiration Date :	Jul 30, 2022	

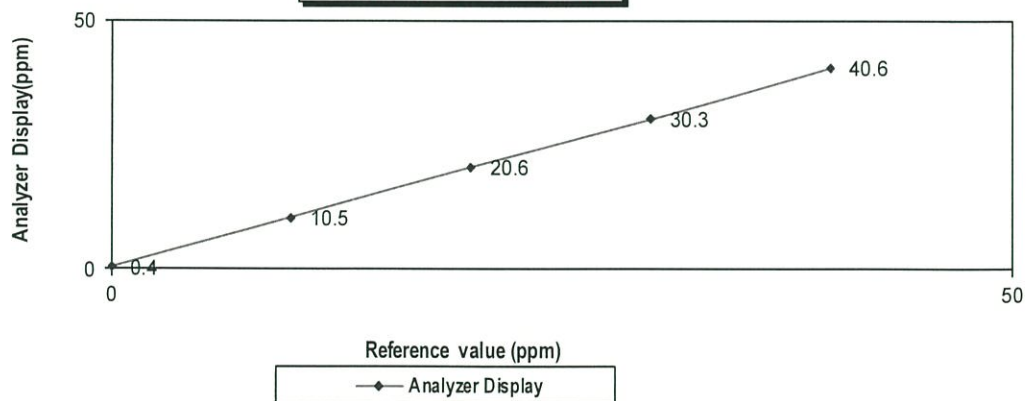
Dilutor Detail

Manufacturer :	Thermo Scientific
Model :	146i
Serial Number :	1180540071

Multi-point gas test data

Reference Value (ppm)			Analyzer Display (ppm)	Difference Error	Percent Error	[% Error]
Level 1	Zero	0.0	0.4	0.4	0.4	0.4
Level 2	20.00%	10.0	10.5	0.5	4.8	4.8
Level 3	40.00%	20.0	20.6	0.6	2.9	2.9
Level 4	60.00%	30.0	30.3	0.3	1.0	1.0
Level 5	80.00%	40.0	40.6	0.6	1.5	1.5
Remark : Measuring Range			50.0 ppm	Average Difference (%)		2.11

Multi-Point Gas Test Chart



Calculated by

[Redacted Signature]

14 Jan 2021

Approved by

[Redacted Signature]

14 Jan 2021

MULTI-POINT GAS TEST REPORT

Test Date : Feb 08, 2021

Equipment : Gas Analyzer (CO)

Model : 48i

Manufacturer : Thermo Scientific

Serial Number : 1200636464

Standard Gas Concentration

Sulphur Dioxide (SO₂) 44.75 PPM
Nitric Oxide (NO) 45.35 PPM
Methane (CH₄) - PPM
Carbon Monoxide (CO) 1007 PPM
Cylinder No. : CC159599
Expiration Date : Jul 30, 2022

Dilutor Detail


Manufacturer : Thermo Scientific
Model : 146i
Serial Number : 1180540071

Multi-point gas test data

	Reference Value (ppm)		Analyzer Display (ppm)	Difference Error	Percent Error	[% Error]
Level 1	Zero	0.0	0.5	0.5	0.5	0.5
Level 2	20.00%	10.0	10.7	0.7	6.5	6.5
Level 3	40.00%	20.0	20.5	0.5	2.4	2.4
Level 4	60.00%	30.0	30.7	0.7	2.3	2.3
Level 5	80.00%	40.0	40.5	0.5	1.2	1.2
Remark : Measuring Range 50.0 ppm			Average Difference (%)		2.60	

:Acceptable Limit $\pm 5\%$

Multi-Point Gas Test Chart



Calculate by

[Redacted Signature]

9 Feb 2021

Approve by

[Redacted Signature]

9 Feb 2021

CERTIFICATE OF ANALYSIS

Grade of Product: EPA Protocol

Part Number:	E04NI99E15A01QC	Reference Number:	160-401526192-1
Cylinder Number:	CC159599	Cylinder Volume:	144.4 CF
Laboratory:	124 - Plumsteadville - PA	Cylinder Pressure:	2015 PSIG
PGVP Number:	A12019	Valve Outlet:	660
Gas Code:	CO,NO,NOX,SO2,BALN	Certification Date:	Jul 30, 2019

Expiration Date: Jul 30, 2022

Certification performed in accordance with "EPA Traceability Protocol for Assay and Certification of Gaseous Calibration Standards (May 2012)" document EPA 600/R-12/531, using the assay procedures listed. Analytical Methodology does not require correction for analytical interference. This cylinder has a total analytical uncertainty as stated below with a confidence level of 95%. There are no significant impurities which affect the use of this calibration mixture. All concentrations are on a volume/volume basis unless otherwise noted.

Do Not Use This Cylinder below 100 psig, i.e. 0.7 megapascals.

ANALYTICAL RESULTS

Component	Requested Concentration	Actual Concentration	Protocol Method	Total Relative Uncertainty	Assay Dates
NOX	45.00 PPM	44.76 PPM	G1	+/- 0.8% NIST Traceable	07/23/2019, 07/30/2019
NITRIC OXIDE	45.00 PPM	44.76 PPM	G1	+/- 0.8% NIST Traceable	07/23/2019, 07/30/2019
SULFUR DIOXIDE	45.00 PPM	45.35 PPM	G1	+/- 1% NIST Traceable	07/23/2019, 07/30/2019
CARBON MONOXIDE	1000 PPM	1007 PPM	G1	+/- 0.4% NIST Traceable	07/23/2019
NITROGEN	Balance				

CALIBRATION STANDARDS

Type	Lot ID	Cylinder No	Concentration	Uncertainty	Expiration Date
NTRM	18060121	KAL004215	249.9 PPM NITRIC OXIDE/NITROGEN	+/- 0.4%	Nov 08, 2023
NTRM	052411	KAL004307	50.03 PPM NITRIC OXIDE/NITROGEN	+/-0.80%	Mar 12, 2024
NTRM	18060121	KAL004215	250.0 PPM NOx/NITROGEN	+/- 0.4%	Nov 08, 2023
NTRM	052411	KAL004307-NOX	50.03 PPM NOx/NITROGEN	+/-0.80%	Mar 12, 2024
NTRM	0141709	KAL003190	49.67 PPM SULFUR DIOXIDE/NITROGEN	+/- 1.0%	Jun 20, 2022
NTRM	072508	KAL004570	970.0 PPM CARBON MONOXIDE/NITROGEN	+/- 0.4%	May 14, 2021

ANALYTICAL EQUIPMENT

Instrument/Make/Model	Analytical Principle	Last Multipoint Calibration
CO MKS FTIR 000929062	FTIR	Jul 19, 2019
NO MKS FTIR 000929062	FTIR	Jul 22, 2019
NO MKS FTIR 000929062	FTIR	Jul 22, 2019
SO2 MKS FTIR 000929062	FTIR	Jul 22, 2019

Triad Data Available Upon Request

NOTES:RAN# 51319-CM03
PO# 5219002210
GROSS WEIGHT: 28.6 KG
NET WEIGHT: 4.1 KG



Signature on file
Approved for Release

Certificate of Calibration

Customer

Name : UNITED ANALYST AND ENGINEERING CONSULTANT CO.,LTD. **Certificate No** : 21-ACT-264
Address : 81 Soi Udomsuk 41, Sukhumvit Road, Bangchak, **Request No** : Req-2021-0793
Prakanong, Bangkok 10260

Unit Under Calibration Details

Measurement item : Acoustic Calibrator Class : 1
Manufacturer : 01dB Range : 94 dB / 1000 Hz
Model : CAL31 Instrument Status : Used
Serial Number : 84065
ID : UAE.EFM.167/2561

Calibration Environment and Details

Temperature : (23 ±2 °C)
Humidity : (50 ± 20 %RH)
Barometric Pressure : (1013 ±10.0 hPa)
Received Date : 22 June 2021
Calibration Date : 20 July 2021
Location of Calibration : LAB 1 Acoustic
Calibration Procedure : In-house method CP-ACT-02 based on IEC 60942:2017 Electroacoustics - Sound calibrators


Reference Standard	Model	Serial Number	Traceable	Due Calibration
Sound Calibrator	SV 35A	58079	EEI	14 May 2022
THD Multimeter	2015	1047765	NIMT	21 January 2022

Traceability : This certificate provides traceability of measurement to recognized national standard, and to the realization of the international System of Units (SI).


Note

The reported uncertainty is based on standard uncertainty multiplied by the Coverage Factor k=2, providing a level of confidence approximately 95 %.

Calibrated By :


Mr. Noppadon Luangart
Service Calibration Engineer

Approved By :


Mr. Pacit Mathavorn
Calibration Engineer Supervisor

Issue Date : 20 July 2021

Certificate No : 21-ACT-264

Request No : Req-2021-0793

Sound pressure level

Calibration Results : Without Adjustment

Calibration Range (dB)	Without Adjustment (dB)		Adjustment (dB)		Uncertainty (± dB)	Acceptance limit Class 1 (± dB)
	Measured	Error	Measured	Error		
94 dB / 1000 Hz	93.88	-0.12	-	-	0.12	0.25

Frequency of Sound pressure level

Calibration Range (Hz)	Without Adjustment		Adjustment		Uncertainty (± %)	Acceptance limit Class 1 (± %)
	Measured (Hz)	Error (%)	Measured (Hz)	Error (%)		
94 dB / 1000 Hz	1000.00	0.00	-	-	0.10	0.70

Total Harmonic Distortion plus Noise of Sound pressure level (THD+N %)

Calibration Range (Hz)	Without Adjustment	Adjustment	Uncertainty (± %)	Acceptance limit Class 1 (± %)
	Measured (%)	Measured (%)		
94 dB / 1000 Hz	0.14	-	0.40	2.5

Note :

- Acceptance limit was IEC60942:2017 Class 1
- The calibration results exclude the calibrator pressure correction
- The calibration results exclude the microphone volume correction

End of Calibration

Calibration Certificate

Certificate Number 2021000283

Customer:

United Analyst and Engineering Consultant Co Ltd
No. 81 Soi Udonsuk 41, Sukhumvit Road,
Bangchak, Phra Khanong,
Bangkok, 10260, Thailand

Model Number LxT2
Serial Number 0005393
Test Results Pass

Initial Condition As Manufactured

Description SoundTrack LxT Class 2
Class 2 Sound Level Meter
Firmware Revision: 2.404

Procedure Number D0001.8378
Technician Ron Harris
Calibration Date 11 Jan 2021
Calibration Due
Temperature 23.51 °C ± 0.25 °C
Humidity 52.6 %RH ± 2.0 %RH
Static Pressure 87.24 kPa ± 0.13 kPa

Evaluation Method Tested electrically using Larson Davis PRMLxT2C S/N 071532 and a 12.0 pF capacitor to simulate microphone capacitance. Data reported in dB re 20 µPa assuming a microphone sensitivity of 50.0 mV/Pa.

Compliance Standards Compliant to Manufacturer Specifications and the following standards when combined with Calibration Certificate from procedure D0001.8384:

IEC 60651:2001 Type 2	ANSI S1.4-2014 Class 2
IEC 60804:2000 Type 2	ANSI S1.4 (R2006) Type 2
IEC 61252:2002	ANSI S1.25 (R2007)
IEC 61672:2013 Class 2	ANSI S1.43 (R2007) Type 2
IEC 61260:2001 Class 2	ANSI S1.11 (R2009) Class 2

Issuing lab certifies that the instrument described above meets or exceeds all specifications as stated in the referenced procedure (unless otherwise noted). It has been calibrated using measurement standards traceable to the International System of Units (SI) through the National Institute of Standards and Technology (NIST), or other national measurement institutes, and meets the requirements of ISO/IEC 17025:2017. Test points marked with a ‡ in the uncertainties column do not fall within this laboratory's scope of accreditation.

The quality system is registered to ISO 9001:2015.

This calibration is a direct comparison of the unit under test to the listed reference standards and did not involve any sampling plans to complete. No allowance has been made for the instability of the test device due to use, time, etc. Such allowances would be made by the customer as needed.

The uncertainties were computed in accordance with the ISO Guide to the Expression of Uncertainty in Measurement (GUM). A coverage factor of approximately 2 sigma (k=2) has been applied to the standard uncertainty to express the expanded uncertainty at approximately 95% confidence level.

This report may not be reproduced, except in full, unless permission for the publication of an approved abstract is obtained in writing from the organization issuing this report.

Correction data from Larson Davis LxT Manual for SoundTrack LxT & SoundExpert Lxt, I770.01 Rev O Supporting Firmware Version 4.0.5, 2019-09-10

Calibration Check Frequency: 1000 Hz; Reference Sound Pressure Level: 114 dB re 20 µPa

LARSON DAVIS - A PCB PIEZOTRONICS DIV.
1681 West 820 North
Provo, UT 84601, United States
716-684-0001



2021-1-11T11:48:58

Page 1 of 8

D0001.8407 Rev E

เอกสารไม่ควบคุม

Certificate Number 2021000283

Description	Standards Used		
	Cal Date	Cal Due	Cal Standard
Hart Scientific 2626-S Humidity/Temperature Sensor	2020-05-12	2021-05-12	006943
SRS DS360 Ultra Low Distortion Generator	2021-01-05	2022-01-05	007118

LARSON DAVIS - A PCB PIEZOTRONICS DIV.
1681 West 820 North
Provo, UT 84601, United States
716-684-0001



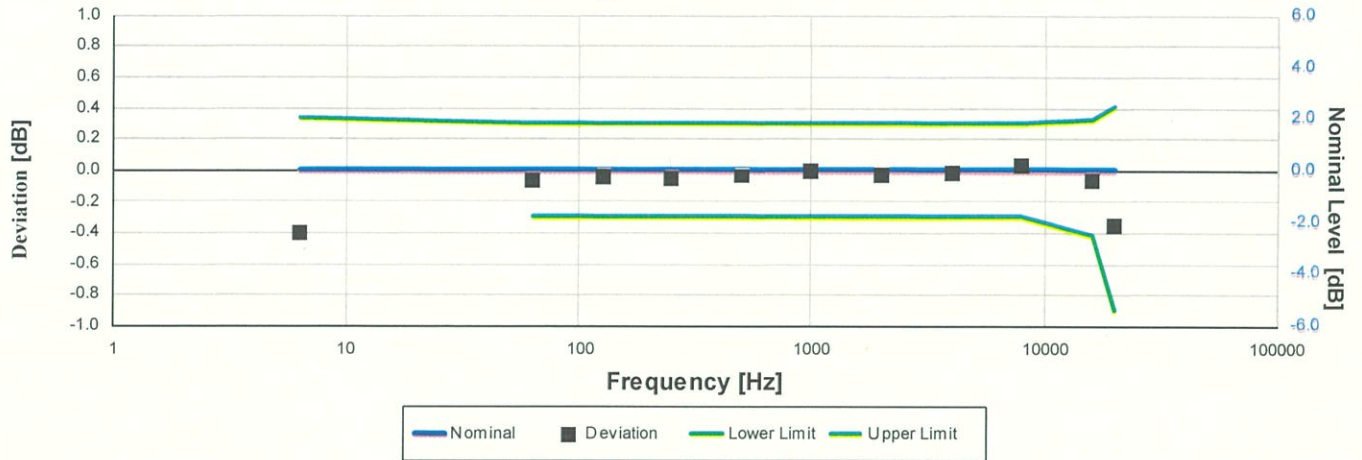
2021-1-11T11:48:58

Page 2 of 8

D0001.8407 Rev E

เอกสารไม่ควบคุม

Z-weight Filter Response



Electrical signal test of frequency weighting performed according to IEC 61672-3:2013 13 and ANSI S1.4-2014 Part 3: 13 for compliance to IEC 61672-1:2013 5.5; IEC 60651:2001 6.1 and 9.2.2; IEC 60804:2000 5; ANSI S1.4:1983 (R2006) 5.1 and 8.2.1; ANSI S1.4-2014 Part 1: 5.5

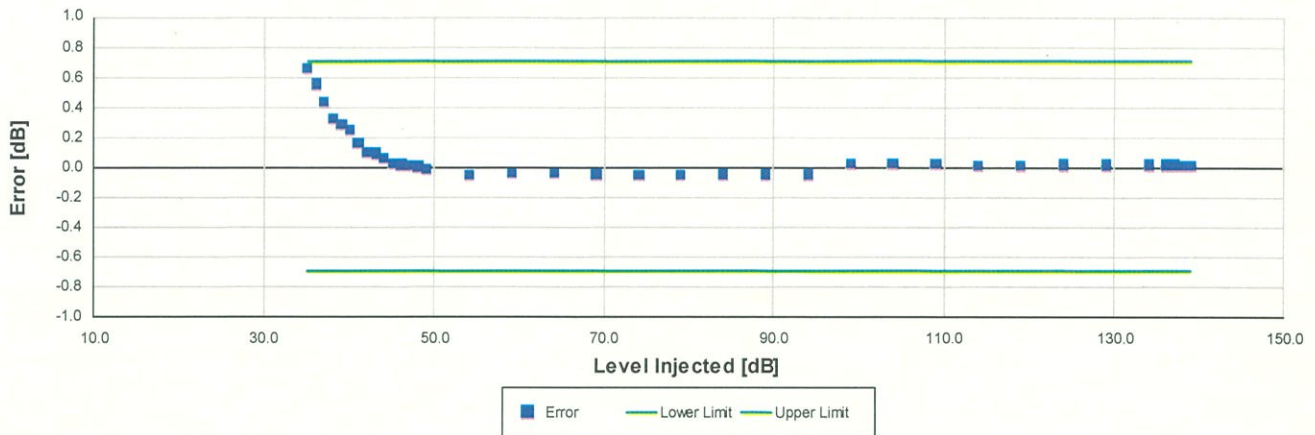
Frequency [Hz]	Test Result [dB]	Deviation [dB]	Lower limit [dB]	Upper limit [dB]	Expanded Uncertainty [dB]	Result
6.31	-0.40	-0.40	-1.11	0.33	0.15	Pass
63.10	-0.06	-0.06	-0.30	0.30	0.15	Pass
125.89	-0.04	-0.04	-0.30	0.30	0.15	Pass
251.19	-0.05	-0.05	-0.30	0.30	0.15	Pass
501.19	-0.03	-0.03	-0.30	0.30	0.15	Pass
1,000.00	0.00	0.00	-0.30	0.30	0.15	Pass
1,995.26	-0.02	-0.02	-0.30	0.30	0.15	Pass
3,981.07	-0.01	-0.01	-0.30	0.30	0.15	Pass
7,943.28	0.03	0.03	-0.30	0.30	0.15	Pass
15,848.93	-0.07	-0.07	-0.42	0.32	0.15	Pass
19,952.62	-0.35	-0.35	-0.91	0.41	0.15	Pass

-- End of measurement results--

LARSON DAVIS - A PCB PIEZOTRONICS DIV.
1681 West 820 North
Provo, UT 84601, United States
716-684-0001



A-weighted Broadband Log Linearity: 8,000.00 Hz



Broadband level linearity performed according to IEC 61672-3:2013 16 and ANSI S1.4-2014 Part 3: 16 for compliance to IEC 61672-1:2013 5.6, IEC 60804:2000 6.2, IEC 61252:2002 8, ANSI S1.4 (R2006) 6.9, ANSI S1.4-2014 Part 1: 5.6, ANSI S1.43 (R2007) 6.2

Level [dB]	Error [dB]	Lower limit [dB]	Upper limit [dB]	Expanded Uncertainty [dB]	Result
35.00	0.66	-0.70	0.70	0.16	Pass
36.00	0.55	-0.70	0.70	0.16	Pass
37.00	0.43	-0.70	0.70	0.16	Pass
38.00	0.32	-0.70	0.70	0.16	Pass
39.00	0.28	-0.70	0.70	0.16	Pass
40.00	0.24	-0.70	0.70	0.16	Pass
41.00	0.16	-0.70	0.70	0.16	Pass
42.00	0.09	-0.70	0.70	0.16	Pass
43.00	0.08	-0.70	0.70	0.17	Pass
44.00	0.05	-0.70	0.70	0.17	Pass
45.00	0.01	-0.70	0.70	0.16	Pass
46.00	0.01	-0.70	0.70	0.16	Pass
47.00	0.00	-0.70	0.70	0.16	Pass
48.00	0.00	-0.70	0.70	0.16	Pass
49.00	-0.02	-0.70	0.70	0.16	Pass
54.00	-0.05	-0.70	0.70	0.16	Pass
59.00	-0.05	-0.70	0.70	0.16	Pass
64.00	-0.05	-0.70	0.70	0.16	Pass
69.00	-0.05	-0.70	0.70	0.16	Pass
74.00	-0.06	-0.70	0.70	0.16	Pass
79.00	-0.06	-0.70	0.70	0.16	Pass
84.00	-0.05	-0.70	0.70	0.16	Pass
89.00	-0.05	-0.70	0.70	0.16	Pass
94.00	-0.05	-0.70	0.70	0.16	Pass
99.00	0.01	-0.70	0.70	0.15	Pass
104.00	0.02	-0.70	0.70	0.15	Pass
109.00	0.02	-0.70	0.70	0.15	Pass
114.00	0.00	-0.70	0.70	0.15	Pass
119.00	0.01	-0.70	0.70	0.15	Pass
124.00	0.01	-0.70	0.70	0.15	Pass
129.00	0.01	-0.70	0.70	0.15	Pass
134.00	0.01	-0.70	0.70	0.15	Pass
136.00	0.01	-0.70	0.70	0.15	Pass
137.00	0.01	-0.70	0.70	0.15	Pass
138.00	0.00	-0.70	0.70	0.15	Pass
139.00	0.01	-0.70	0.70	0.15	Pass

Certificate Number 2021000283

-- End of measurement results--

Peak Rise Time

Peak rise time performed according to IEC 60651:2001 9.4.4 and ANSI S1.4:1983 (R2006) 8.4.4

Amplitude [dB]	Duration [μs]		Test Result [dB]	Lower limit [dB]	Upper limit [dB]	Expanded Uncertainty [dB]	Result
136.95	40	Negative Pulse	134.58	133.10	135.10	0.15	Pass
		Positive Pulse	134.58	133.10	135.10	0.15	Pass
	30	Negative Pulse	133.65	133.10	135.10	0.15	Pass
		Positive Pulse	133.63	133.10	135.10	0.15	Pass

-- End of measurement results--

Positive Pulse Crest Factor

200 μs pulse tests at 2.0, 12.0, 22.0, 32.0 dB below Overload Limit

Crest Factor measured according to IEC 60651:2001 9.4.2 and ANSI S1.4:1983 (R2006) 8.4.2

Amplitude [dB]	Crest Factor	Test Result [dB]	Limits [dB]	Expanded Uncertainty [dB]	Result
135.95	3	OVL	± 1.00	0.15 ±	Pass
	5	OVL	± 1.00	0.15 ±	Pass
125.95	3	-0.13	± 1.00	0.15 ±	Pass
	5	-0.14	± 1.00	0.16 ±	Pass
115.95	3	-0.14	± 1.00	0.15 ±	Pass
	5	-0.12	± 1.00	0.15 ±	Pass
105.95	3	-0.15	± 1.00	0.15 ±	Pass
	5	-0.13	± 1.00	0.15 ±	Pass

-- End of measurement results--

Negative Pulse Crest Factor

200 μs pulse tests at 2.0, 12.0, 22.0, 32.0 dB below Overload Limit

Crest Factor measured according to IEC 60651:2001 9.4.2 and ANSI S1.4:1983 (R2006) 8.4.2

Amplitude [dB]	Crest Factor	Test Result [dB]	Limits [dB]	Expanded Uncertainty [dB]	Result
135.95	3	OVL	± 1.00	0.15 ±	Pass
	5	OVL	± 1.00	0.15 ±	Pass
125.95	3	-0.13	± 1.00	0.15 ±	Pass
	5	-0.12	± 1.00	0.15 ±	Pass
115.95	3	-0.14	± 1.00	0.15 ±	Pass
	5	-0.13	± 1.00	0.15 ±	Pass
105.95	3	-0.15	± 1.00	0.15 ±	Pass
	5	-0.15	± 1.00	0.15 ±	Pass

-- End of measurement results--

Gain

Gain measured according to IEC 61672-3:2013 17.3 and 17.4 and ANSI S1.4-2014 Part 3: 17.3 and 17.4

Measurement	Test Result [dB]	Lower limit [dB]	Upper limit [dB]	Expanded Uncertainty [dB]	Result
0 dB Gain	93.93	93.90	94.10	0.15	Pass
0 dB Gain, Linearity	40.27	39.40	40.80	0.16	Pass
OBA Low Range	94.00	93.90	94.10	0.15	Pass
OBA Normal Range	94.00	93.20	94.80	0.15	Pass

-- End of measurement results--

LARSON DAVIS - A PCB PIEZOTRONICS DIV.
1681 West 820 North
Provo, UT 84601, United States
716-684-0001



Certificate Number 2021000283

Broadband Noise Floor

Self-generated noise measured according to IEC 61672-3:2013 11.2 and ANSI S1.4-2014 Part 3: 11.2

Measurement	Test Result [dB]	Upper limit [dB]	Result
A-weight Noise Floor	26.76	36.00	Pass
C-weight Noise Floor	26.28	35.00	Pass
Z-weight Noise Floor	32.44	39.00	Pass

-- End of measurement results--

Total Harmonic Distortion

Measured using 1/3-Octave filters

Measurement	Test Result [dB]	Lower Limit [dB]	Upper Limit [dB]	Expanded Uncertainty [dB]	Result
10 Hz Signal	135.14	134.15	135.75	0.15	Pass
THD	-66.56		-58.00	0.01 ‡	Pass
THD+N	-62.59		-58.00	0.01 ‡	Pass

-- End of measurement results--

LARSON DAVIS - A PCB PIEZOTRONICS DIV.
1681 West 820 North
Provo, UT 84601, United States
716-684-0001



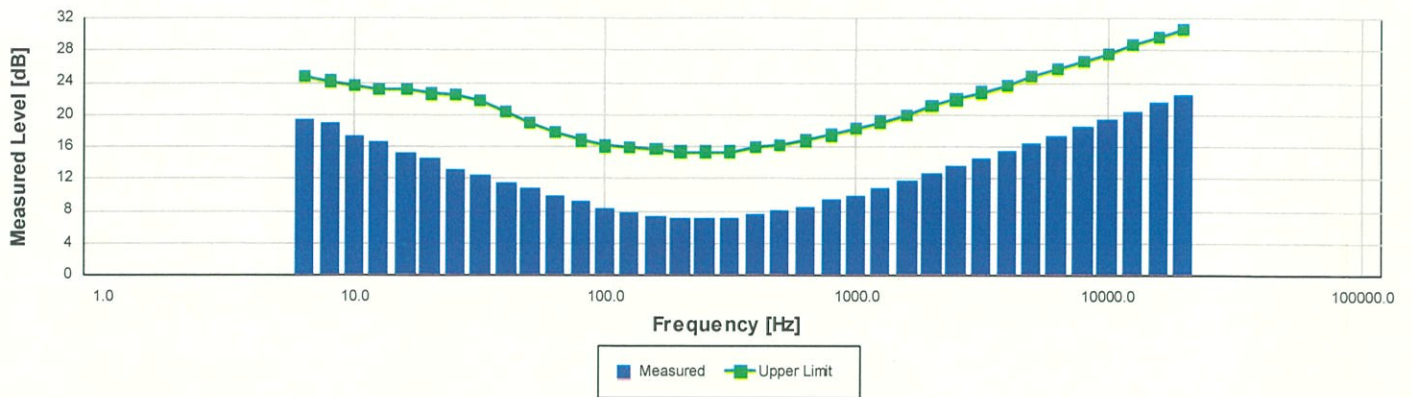
2021-1-11T11:48:58

Page 6 of 8

D0001.8407 Rev E

เอกสารไม่ควบคุม

1/3-Octave Self-Generated Noise



The SLM is set to low range.

Frequency [Hz]	Test Result [dB]	Upper limit [dB]	Result
6.30	19.37	24.60	Pass
8.00	18.76	24.00	Pass
10.00	17.17	23.50	Pass
12.50	16.47	23.00	Pass
16.00	14.98	22.90	Pass
20.00	14.42	22.40	Pass
25.00	12.97	22.30	Pass
31.50	12.40	21.50	Pass
40.00	11.34	20.20	Pass
50.00	10.62	18.80	Pass
63.00	9.79	17.60	Pass
80.00	9.03	16.60	Pass
100.00	8.12	15.90	Pass
125.00	7.64	15.70	Pass
160.00	7.20	15.50	Pass
200.00	6.93	15.20	Pass
250.00	6.98	15.20	Pass
315.00	7.07	15.20	Pass
400.00	7.38	15.70	Pass
500.00	7.88	16.00	Pass
630.00	8.36	16.60	Pass
800.00	9.20	17.30	Pass
1,000.00	9.85	18.10	Pass
1,250.00	10.68	18.90	Pass
1,600.00	11.56	19.80	Pass
2,000.00	12.43	20.80	Pass
2,500.00	13.35	21.70	Pass
3,150.00	14.38	22.60	Pass
4,000.00	15.34	23.50	Pass
5,000.00	16.33	24.50	Pass
6,300.00	17.26	25.50	Pass
8,000.00	18.25	26.50	Pass
10,000.00	19.30	27.40	Pass
12,500.00	20.26	28.50	Pass
16,000.00	21.26	29.50	Pass
20,000.00	22.26	30.40	Pass

-- End of measurement results--

Certificate Number 2021000283

-- End of Report--

Signatory: Ron Harris

LARSON DAVIS - A PCB PIEZOTRONICS DIV.
1681 West 820 North
Provo, UT 84601, United States
716-684-0001



2021-1-11T11:48:58

Page 8 of 8

D0001.8407 Rev E

เอกสารไม่ควบคุม

Calibration Certificate

Certificate Number 2021000285

Customer:

United Analyst and Engineering Consultant Co Ltd
No. 81 Soi Udonsuk 41, Sukhumvit Road,
Bangchak, Phra Khanong,
Bangkok, 10260, Thailand

Model Number LxT2
Serial Number 0005394
Test Results Pass

Initial Condition As Manufactured

Description SoundTrack LxT Class 2
Class 2 Sound Level Meter
Firmware Revision: 2.404

Procedure Number D0001.8378

Technician Ron Harris

Calibration Date 11 Jan 2021

Calibration Due

Temperature 23.7 °C ± 0.25 °C

Humidity 52.6 %RH ± 2.0 %RH

Static Pressure 87.26 kPa ± 0.13 kPa

Evaluation Method Tested electrically using Larson Davis PRMLxT2C S/N 071533 and a 12.0 pF capacitor to simulate microphone capacitance. Data reported in dB re 20 µPa assuming a microphone sensitivity of 50.0 mV/Pa.

Compliance Standards Compliant to Manufacturer Specifications and the following standards when combined with Calibration Certificate from procedure D0001.8384:

IEC 60651:2001 Type 2
IEC 60804:2000 Type 2
IEC 61252:2002
IEC 61672:2013 Class 2
IEC 61260:2001 Class 2

ANSI S1.4-2014 Class 2
ANSI S1.4 (R2006) Type 2
ANSI S1.25 (R2007)
ANSI S1.43 (R2007) Type 2
ANSI S1.11 (R2009) Class 2

Issuing lab certifies that the instrument described above meets or exceeds all specifications as stated in the referenced procedure (unless otherwise noted). It has been calibrated using measurement standards traceable to the International System of Units (SI) through the National Institute of Standards and Technology (NIST), or other national measurement institutes, and meets the requirements of ISO/IEC 17025:2017. Test points marked with a ‡ in the uncertainties column do not fall within this laboratory's scope of accreditation.

The quality system is registered to ISO 9001:2015.

This calibration is a direct comparison of the unit under test to the listed reference standards and did not involve any sampling plans to complete. No allowance has been made for the instability of the test device due to use, time, etc. Such allowances would be made by the customer as needed.

The uncertainties were computed in accordance with the ISO Guide to the Expression of Uncertainty in Measurement (GUM). A coverage factor of approximately 2 sigma (k=2) has been applied to the standard uncertainty to express the expanded uncertainty at approximately 95% confidence level.

This report may not be reproduced, except in full, unless permission for the publication of an approved abstract is obtained in writing from the organization issuing this report.

Correction data from Larson Davis LxT Manual for SoundTrack LxT & SoundExpert Lxt, I770.01 Rev O Supporting Firmware Version 4.0.5, 2019-09-10

Calibration Check Frequency: 1000 Hz; Reference Sound Pressure Level: 114 dB re 20 µPa

LARSON DAVIS - A PCB PIEZOTRONICS DIV.
1681 West 820 North
Provo, UT 84601, United States
716-684-0001



Certificate Number 2021000285

Description	Standards Used		
	Cal Date	Cal Due	Cal Standard
Hart Scientific 2626-S Humidity/Temperature Sensor	2020-05-12	2021-05-12	006943
SRS DS360 Ultra Low Distortion Generator	2020-08-19	2021-08-19	007167

LARSON DAVIS - A PCB PIEZOTRONICS DIV.
1681 West 820 North
Provo, UT 84601, United States
716-684-0001



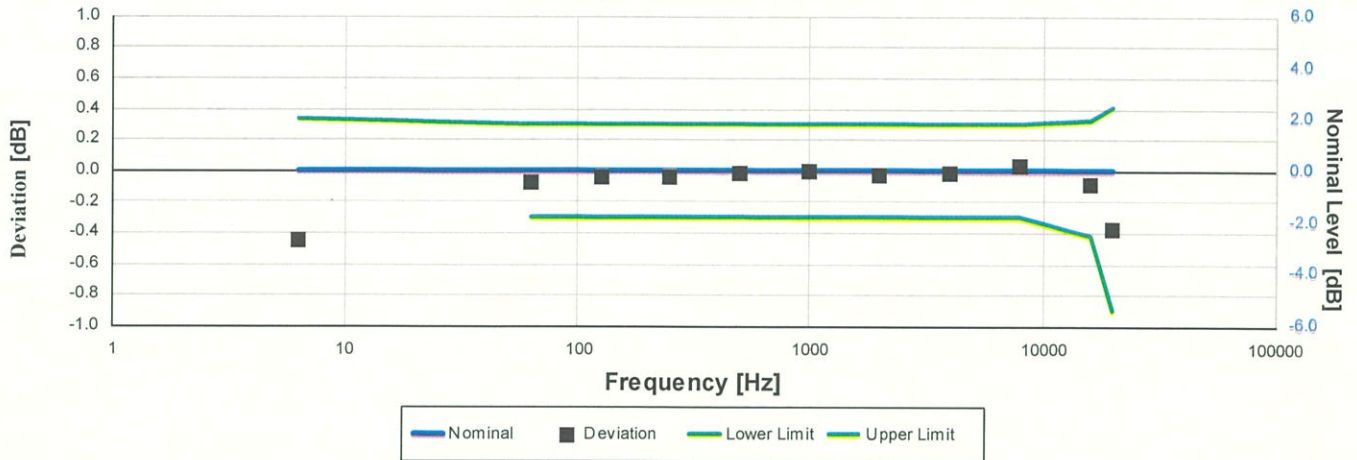
2021-1-11T11:56:00

Page 2 of 8

D0001.8407 Rev E

เอกสารไม่ควบคุม

Z-weight Filter Response



Electrical signal test of frequency weighting performed according to IEC 61672-3:2013 13 and ANSI S1.4-2014 Part 3: 13 for compliance to IEC 61672-1:2013 5.5; IEC 60651:2001 6.1 and 9.2.2; IEC 60804:2000 5; ANSI S1.4:1983 (R2006) 5.1 and 8.2.1; ANSI S1.4-2014 Part 1: 5.5

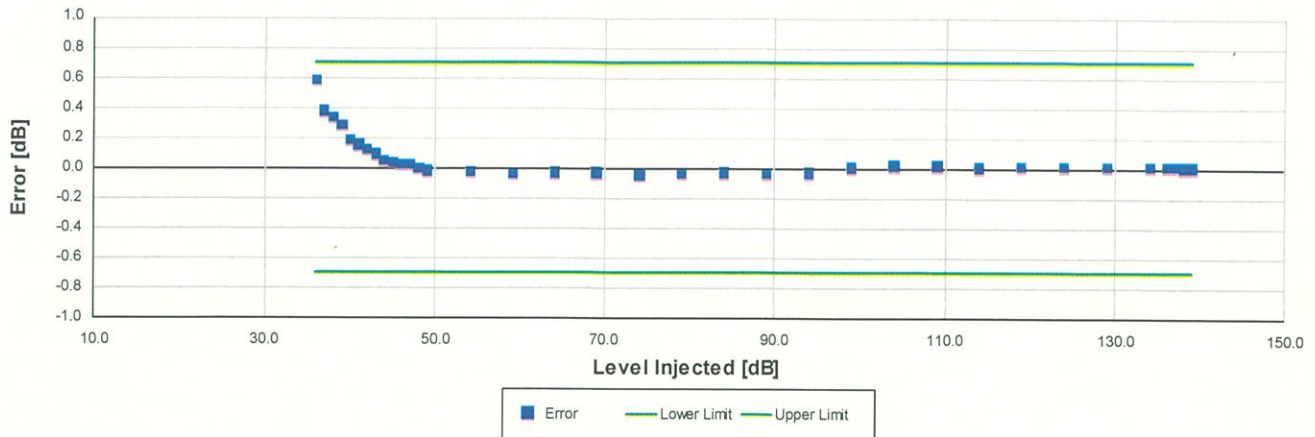
Frequency [Hz]	Test Result [dB]	Deviation [dB]	Lower limit [dB]	Upper limit [dB]	Expanded Uncertainty [dB]	Result
6.31	-0.44	-0.44	-1.11	0.33	0.15	Pass
63.10	-0.07	-0.07	-0.30	0.30	0.15	Pass
125.89	-0.04	-0.04	-0.30	0.30	0.15	Pass
251.19	-0.04	-0.04	-0.30	0.30	0.15	Pass
501.19	-0.02	-0.02	-0.30	0.30	0.15	Pass
1,000.00	0.00	0.00	-0.30	0.30	0.15	Pass
1,995.26	-0.03	-0.03	-0.30	0.30	0.15	Pass
3,981.07	-0.01	-0.01	-0.30	0.30	0.15	Pass
7,943.28	0.03	0.03	-0.30	0.30	0.15	Pass
15,848.93	-0.09	-0.09	-0.42	0.32	0.15	Pass
19,952.62	-0.37	-0.37	-0.91	0.41	0.15	Pass

-- End of measurement results--

LARSON DAVIS - A PCB PIEZOTRONICS DIV.
1681 West 820 North
Provo, UT 84601, United States
716-684-0001



A-weighted Broadband Log Linearity: 8,000.00 Hz



Broadband level linearity performed according to IEC 61672-3:2013 16 and ANSI S1.4-2014 Part 3: 16 for compliance to IEC 61672-1:2013 5.6, IEC 60804:2000 6.2, IEC 61252:2002 8, ANSI S1.4 (R2006) 6.9, ANSI S1.4-2014 Part 1: 5.6, ANSI S1.43 (R2007) 6.2

Level [dB]	Error [dB]	Lower limit [dB]	Upper limit [dB]	Expanded Uncertainty [dB]	Result
36.00	0.58	-0.70	0.70	0.16	Pass
37.00	0.37	-0.70	0.70	0.16	Pass
38.00	0.33	-0.70	0.70	0.16	Pass
39.00	0.28	-0.70	0.70	0.16	Pass
40.00	0.18	-0.70	0.70	0.16	Pass
41.00	0.15	-0.70	0.70	0.16	Pass
42.00	0.12	-0.70	0.70	0.16	Pass
43.00	0.08	-0.70	0.70	0.17	Pass
44.00	0.04	-0.70	0.70	0.17	Pass
45.00	0.03	-0.70	0.70	0.16	Pass
46.00	0.02	-0.70	0.70	0.16	Pass
47.00	0.02	-0.70	0.70	0.16	Pass
48.00	-0.01	-0.70	0.70	0.16	Pass
49.00	-0.02	-0.70	0.70	0.16	Pass
54.00	-0.03	-0.70	0.70	0.16	Pass
59.00	-0.05	-0.70	0.70	0.16	Pass
64.00	-0.04	-0.70	0.70	0.16	Pass
69.00	-0.04	-0.70	0.70	0.16	Pass
74.00	-0.05	-0.70	0.70	0.16	Pass
79.00	-0.05	-0.70	0.70	0.16	Pass
84.00	-0.04	-0.70	0.70	0.16	Pass
89.00	-0.04	-0.70	0.70	0.16	Pass
94.00	-0.04	-0.70	0.70	0.16	Pass
99.00	0.00	-0.70	0.70	0.15	Pass
104.00	0.01	-0.70	0.70	0.15	Pass
109.00	0.01	-0.70	0.70	0.15	Pass
114.00	0.00	-0.70	0.70	0.15	Pass
119.00	0.00	-0.70	0.70	0.15	Pass
124.00	0.01	-0.70	0.70	0.15	Pass
129.00	0.01	-0.70	0.70	0.15	Pass
134.00	0.01	-0.70	0.70	0.15	Pass
136.00	0.01	-0.70	0.70	0.15	Pass
137.00	0.01	-0.70	0.70	0.15	Pass
138.00	0.00	-0.70	0.70	0.15	Pass
139.00	0.00	-0.70	0.70	0.15	Pass

-- End of measurement results--

Peak Rise Time

Peak rise time performed according to IEC 60651:2001 9.4.4 and ANSI S1.4:1983 (R2006) 8.4.4

Amplitude [dB]	Duration [μs]		Test Result [dB]	Lower limit [dB]	Upper limit [dB]	Expanded Uncertainty [dB]	Result
136.95	40	Negative Pulse	134.78	133.30	135.30	0.15	Pass
		Positive Pulse	134.77	133.30	135.30	0.15	Pass
	30	Negative Pulse	133.83	133.30	135.30	0.15	Pass
		Positive Pulse	133.84	133.30	135.30	0.15	Pass
		-- End of measurement results--					

Positive Pulse Crest Factor

200 μs pulse tests at 2.0, 12.0, 22.0, 32.0 dB below Overload Limit

Crest Factor measured according to IEC 60651:2001 9.4.2 and ANSI S1.4:1983 (R2006) 8.4.2

Amplitude [dB]	Crest Factor	Test Result [dB]	Limits [dB]	Expanded Uncertainty [dB]	Result
135.95	3	OVL	± 1.00	0.15 ±	Pass
	5	OVL	± 1.00	0.15 ±	Pass
125.95	3	-0.12	± 1.00	0.15 ±	Pass
	5	-0.12	± 1.00	0.16 ±	Pass
115.95	3	-0.12	± 1.00	0.15 ±	Pass
	5	-0.12	± 1.00	0.15 ±	Pass
105.95	3	-0.13	± 1.00	0.15 ±	Pass
	5	-0.13	± 1.00	0.15 ±	Pass
-- End of measurement results--					

Negative Pulse Crest Factor

200 μs pulse tests at 2.0, 12.0, 22.0, 32.0 dB below Overload Limit

Crest Factor measured according to IEC 60651:2001 9.4.2 and ANSI S1.4:1983 (R2006) 8.4.2

Amplitude [dB]	Crest Factor	Test Result [dB]	Limits [dB]	Expanded Uncertainty [dB]	Result
135.95	3	OVL	± 1.00	0.15 ±	Pass
	5	OVL	± 1.00	0.15 ±	Pass
125.95	3	-0.12	± 1.00	0.15 ±	Pass
	5	-0.10	± 1.00	0.15 ±	Pass
115.95	3	-0.13	± 1.00	0.15 ±	Pass
	5	-0.11	± 1.00	0.15 ±	Pass
105.95	3	-0.13	± 1.00	0.15 ±	Pass
	5	-0.13	± 1.00	0.15 ±	Pass
-- End of measurement results--					

Gain

Gain measured according to IEC 61672-3:2013 17.3 and 17.4 and ANSI S1.4-2014 Part 3: 17.3 and 17.4

Measurement	Test Result [dB]	Lower limit [dB]	Upper limit [dB]	Expanded Uncertainty [dB]	Result
0 dB Gain	93.95	93.90	94.10	0.15	Pass
0 dB Gain, Linearity	40.28	39.40	40.80	0.16	Pass
OBA Low Range	94.00	93.90	94.10	0.15	Pass
OBA Normal Range	94.00	93.20	94.80	0.15	Pass
-- End of measurement results--					

Certificate Number 2021000285

Broadband Noise Floor

Self-generated noise measured according to IEC 61672-3:2013 11.2 and ANSI S1.4-2014 Part 3: 11.2

Measurement	Test Result [dB]	Upper limit [dB]	Result
A-weight Noise Floor	26.75	36.00	Pass
C-weight Noise Floor	26.34	35.00	Pass
Z-weight Noise Floor	32.30	39.00	Pass

-- End of measurement results--

Total Harmonic Distortion

Measured using 1/3-Octave filters

Measurement	Test Result [dB]	Lower Limit [dB]	Upper Limit [dB]	Expanded Uncertainty [dB]	Result
10 Hz Signal	135.32	134.15	135.75	0.15	Pass
THD	-66.59		-58.00	0.01 ‡	Pass
THD+N	-62.51		-58.00	0.01 ‡	Pass

-- End of measurement results--

LARSON DAVIS - A PCB PIEZOTRONICS DIV.
1681 West 820 North
Provo, UT 84601, United States
716-684-0001



2021-1-11T11:56:00

Page 6 of 8

D0001.8407 Rev E

เอกสารไม่ควบคุม

1/3-Octave Self-Generated Noise



The SLM is set to low range.

Frequency [Hz]	Test Result [dB]	Upper limit [dB]	Result
6.30	19.16	24.60	Pass
8.00	18.05	24.00	Pass
10.00	16.98	23.50	Pass
12.50	16.14	23.00	Pass
16.00	15.29	22.90	Pass
20.00	14.47	22.40	Pass
25.00	13.30	22.30	Pass
31.50	12.22	21.50	Pass
40.00	11.38	20.20	Pass
50.00	10.74	18.80	Pass
63.00	9.92	17.60	Pass
80.00	9.01	16.60	Pass
100.00	8.45	15.90	Pass
125.00	7.93	15.70	Pass
160.00	7.31	15.50	Pass
200.00	7.10	15.20	Pass
250.00	7.12	15.20	Pass
315.00	7.15	15.20	Pass
400.00	7.44	15.70	Pass
500.00	7.95	16.00	Pass
630.00	8.42	16.60	Pass
800.00	9.18	17.30	Pass
1,000.00	9.89	18.10	Pass
1,250.00	10.72	18.90	Pass
1,600.00	11.55	19.80	Pass
2,000.00	12.46	20.80	Pass
2,500.00	13.38	21.70	Pass
3,150.00	14.34	22.60	Pass
4,000.00	15.28	23.50	Pass
5,000.00	16.24	24.50	Pass
6,300.00	17.28	25.50	Pass
8,000.00	18.26	26.50	Pass
10,000.00	19.26	27.40	Pass
12,500.00	20.23	28.50	Pass
16,000.00	21.23	29.50	Pass
20,000.00	22.19	30.40	Pass

-- End of measurement results--

Certificate Number 2021000285

-- End of Report--

Signatory: Ron Harris

LARSON DAVIS - A PCB PIEZOTRONICS DIV.
1681 West 820 North
Provo, UT 84601, United States
716-684-0001



2021-1-11T11:56:00

Page 8 of 8

D0001.8407 Rev E

เอกสารไม่ควบคุม

Calibration Certificate

Certificate Number 2021000296

Customer:

United Analyst and Engineering Consultant Co Ltd
No. 81 Soi Udonsuk 41, Sukhumvit Road,
Bangchak, Phra Khanong,
Bangkok, 10260, Thailand

Model Number LxT2
Serial Number 0005395
Test Results Pass

Initial Condition As Manufactured

Description SoundTrack LxT Class 2
Class 2 Sound Level Meter
Firmware Revision: 2.404

Procedure Number D0001.8378

Technician Ron Harris

Calibration Date 11 Jan 2021

Calibration Due

Temperature 23.55 °C ± 0.25 °C

Humidity 53.9 %RH ± 2.0 %RH

Static Pressure 87.36 kPa ± 0.13 kPa

Evaluation Method Tested electrically using Larson Davis PRMLxT2C S/N 071539 and a 12.0 pF capacitor to simulate microphone capacitance. Data reported in dB re 20 µPa assuming a microphone sensitivity of 50.0 mV/Pa.

Compliance Standards Compliant to Manufacturer Specifications and the following standards when combined with Calibration Certificate from procedure D0001.8384:

IEC 60651:2001 Type 2
IEC 60804:2000 Type 2
IEC 61252:2002
IEC 61672:2013 Class 2
IEC 61260:2001 Class 2

ANSI S1.4-2014 Class 2
ANSI S1.4 (R2006) Type 2
ANSI S1.25 (R2007)
ANSI S1.43 (R2007) Type 2
ANSI S1.11 (R2009) Class 2

Issuing lab certifies that the instrument described above meets or exceeds all specifications as stated in the referenced procedure (unless otherwise noted). It has been calibrated using measurement standards traceable to the International System of Units (SI) through the National Institute of Standards and Technology (NIST), or other national measurement institutes, and meets the requirements of ISO/IEC 17025:2017. Test points marked with a ‡ in the uncertainties column do not fall within this laboratory's scope of accreditation.

The quality system is registered to ISO 9001:2015.

This calibration is a direct comparison of the unit under test to the listed reference standards and did not involve any sampling plans to complete. No allowance has been made for the instability of the test device due to use, time, etc. Such allowances would be made by the customer as needed.

The uncertainties were computed in accordance with the ISO Guide to the Expression of Uncertainty in Measurement (GUM). A coverage factor of approximately 2 sigma (k=2) has been applied to the standard uncertainty to express the expanded uncertainty at approximately 95% confidence level.

This report may not be reproduced, except in full, unless permission for the publication of an approved abstract is obtained in writing from the organization issuing this report.

Correction data from Larson Davis LxT Manual for SoundTrack LxT & SoundExpert Lxt, I770.01 Rev O Supporting Firmware Version 4.0.5, 2019-09-10

Calibration Check Frequency: 1000 Hz; Reference Sound Pressure Level: 114 dB re 20 µPa

LARSON DAVIS - A PCB PIEZOTRONICS DIV.
1681 West 820 North
Provo, UT 84601, United States
716-684-0001



Certificate Number 2021000296

Description	Standards Used		
	Cal Date	Cal Due	Cal Standard
Hart Scientific 2626-S Humidity/Temperature Sensor	2020-05-12	2021-05-12	006943
SRS DS360 Ultra Low Distortion Generator	2021-01-05	2022-01-05	007118

LARSON DAVIS - A PCB PIEZOTRONICS DIV.
1681 West 820 North
Provo, UT 84601, United States
716-684-0001



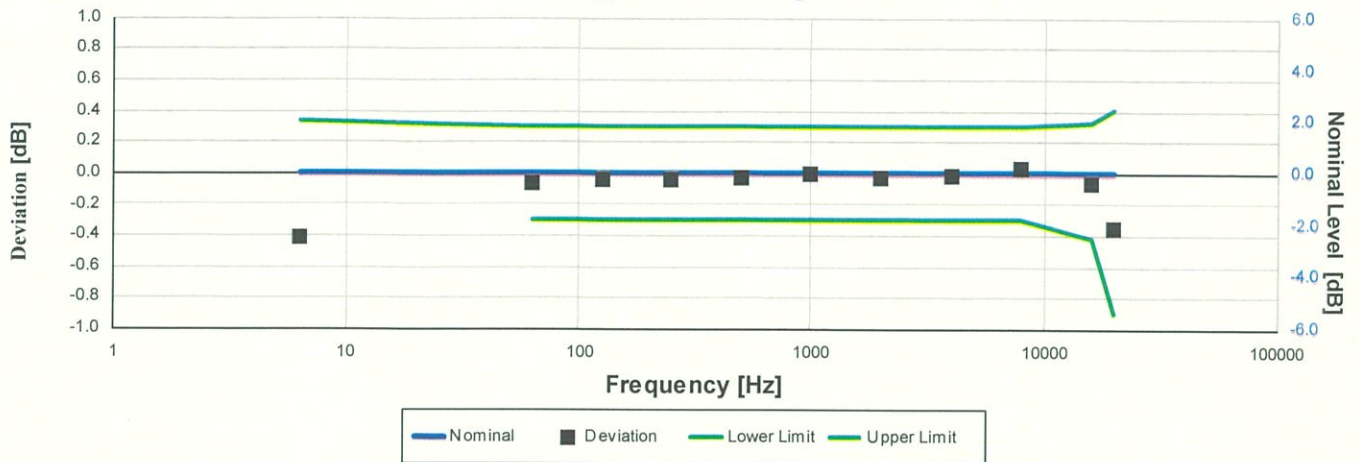
2021-1-11T13:24:00

Page 2 of 8

D0001.8407 Rev E

เอกสารไม่ควบคุม

Z-weight Filter Response



Electrical signal test of frequency weighting performed according to IEC 61672-3:2013 13 and ANSI S1.4-2014 Part 3: 13 for compliance to IEC 61672-1:2013 5.5; IEC 60651:2001 6.1 and 9.2.2; IEC 60804:2000 5; ANSI S1.4:1983 (R2006) 5.1 and 8.2.1; ANSI S1.4-2014 Part 1: 5.5

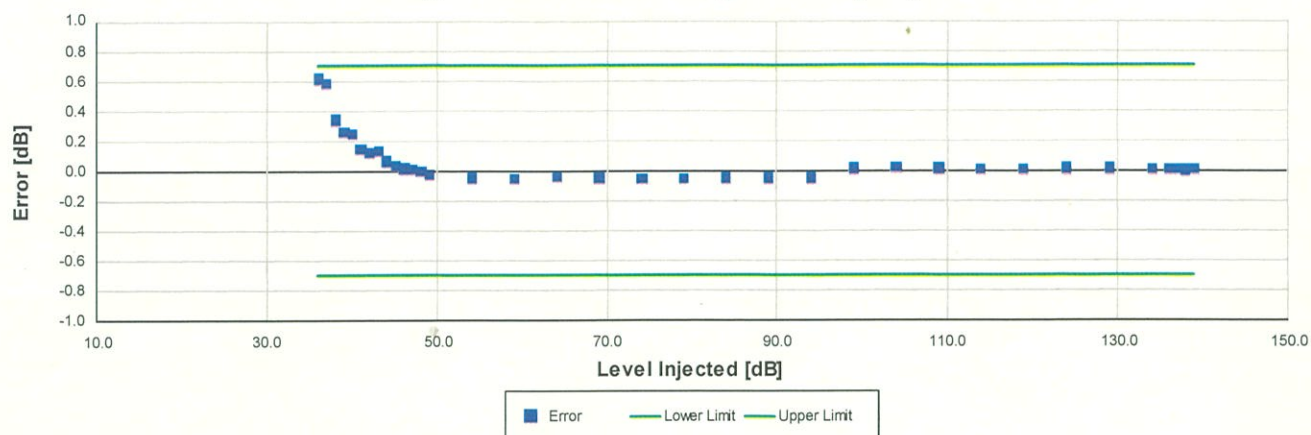
Frequency [Hz]	Test Result [dB]	Deviation [dB]	Lower limit [dB]	Upper limit [dB]	Expanded Uncertainty [dB]	Result
6.31	-0.41	-0.41	-1.11	0.33	0.15	Pass
63.10	-0.06	-0.06	-0.30	0.30	0.15	Pass
125.89	-0.04	-0.04	-0.30	0.30	0.15	Pass
251.19	-0.04	-0.04	-0.30	0.30	0.15	Pass
501.19	-0.03	-0.03	-0.30	0.30	0.15	Pass
1,000.00	0.00	0.00	-0.30	0.30	0.15	Pass
1,995.26	-0.02	-0.02	-0.30	0.30	0.15	Pass
3,981.07	-0.01	-0.01	-0.30	0.30	0.15	Pass
7,943.28	0.03	0.03	-0.30	0.30	0.15	Pass
15,848.93	-0.07	-0.07	-0.42	0.32	0.15	Pass
19,952.62	-0.35	-0.35	-0.91	0.41	0.15	Pass

-- End of measurement results--

LARSON DAVIS - A PCB PIEZOTRONICS DIV.
1681 West 820 North
Provo, UT 84601, United States
716-684-0001



A-weighted Broadband Log Linearity: 8,000.00 Hz



Broadband level linearity performed according to IEC 61672-3:2013 16 and ANSI S1.4-2014 Part 3: 16 for compliance to IEC 61672-1:2013 5.6, IEC 60804:2000 6.2, IEC 61252:2002 8, ANSI S1.4 (R2006) 6.9, ANSI S1.4-2014 Part 1: 5.6, ANSI S1.43 (R2007) 6.2

Level [dB]	Error [dB]	Lower limit [dB]	Upper limit [dB]	Expanded Uncertainty [dB]	Result
36.00	0.61	-0.70	0.70	0.16	Pass
37.00	0.57	-0.70	0.70	0.16	Pass
38.00	0.34	-0.70	0.70	0.16	Pass
39.00	0.26	-0.70	0.70	0.16	Pass
40.00	0.24	-0.70	0.70	0.16	Pass
41.00	0.14	-0.70	0.70	0.16	Pass
42.00	0.12	-0.70	0.70	0.16	Pass
43.00	0.13	-0.70	0.70	0.17	Pass
44.00	0.06	-0.70	0.70	0.17	Pass
45.00	0.03	-0.70	0.70	0.16	Pass
46.00	0.01	-0.70	0.70	0.16	Pass
47.00	0.00	-0.70	0.70	0.16	Pass
48.00	-0.01	-0.70	0.70	0.16	Pass
49.00	-0.03	-0.70	0.70	0.16	Pass
54.00	-0.05	-0.70	0.70	0.16	Pass
59.00	-0.06	-0.70	0.70	0.16	Pass
64.00	-0.04	-0.70	0.70	0.16	Pass
69.00	-0.05	-0.70	0.70	0.16	Pass
74.00	-0.05	-0.70	0.70	0.16	Pass
79.00	-0.05	-0.70	0.70	0.16	Pass
84.00	-0.05	-0.70	0.70	0.16	Pass
89.00	-0.05	-0.70	0.70	0.16	Pass
94.00	-0.05	-0.70	0.70	0.16	Pass
99.00	0.01	-0.70	0.70	0.15	Pass
104.00	0.02	-0.70	0.70	0.15	Pass
109.00	0.01	-0.70	0.70	0.15	Pass
114.00	0.00	-0.70	0.70	0.15	Pass
119.00	0.00	-0.70	0.70	0.15	Pass
124.00	0.01	-0.70	0.70	0.15	Pass
129.00	0.01	-0.70	0.70	0.15	Pass
134.00	0.01	-0.70	0.70	0.15	Pass
136.00	0.01	-0.70	0.70	0.15	Pass
137.00	0.01	-0.70	0.70	0.15	Pass
138.00	0.00	-0.70	0.70	0.15	Pass
139.00	0.00	-0.70	0.70	0.15	Pass

-- End of measurement results--

LARSON DAVIS - A PCB PIEZOTRONICS DIV.
1681 West 820 North
Provo, UT 84601, United States
716-684-0001



LARSON DAVIS
A PCB PIEZOTRONICS DIV.

Peak Rise Time

Peak rise time performed according to IEC 60651:2001 9.4.4 and ANSI S1.4:1983 (R2006) 8.4.4

Amplitude [dB]	Duration [μs]		Test Result [dB]	Lower limit [dB]	Upper limit [dB]	Expanded Uncertainty [dB]	Result
136.95	40	Negative Pulse	134.45	132.96	134.96	0.15	Pass
		Positive Pulse	134.37	132.96	134.96	0.15	Pass
	30	Negative Pulse	133.51	132.96	134.96	0.15	Pass
		Positive Pulse	133.49	132.96	134.96	0.15	Pass
		-- End of measurement results--					

Positive Pulse Crest Factor

200 μs pulse tests at 2.0, 12.0, 22.0, 32.0 dB below Overload Limit

Crest Factor measured according to IEC 60651:2001 9.4.2 and ANSI S1.4:1983 (R2006) 8.4.2

Amplitude [dB]	Crest Factor	Test Result [dB]	Limits [dB]	Expanded Uncertainty [dB]	Result
135.95	3	OVLD	± 1.00	0.15 ‡	Pass
	5	OVLD	± 1.00	0.15 ‡	Pass
125.95	3	-0.13	± 1.00	0.15 ‡	Pass
	5	-0.14	± 1.00	0.16 ‡	Pass
115.95	3	-0.14	± 1.00	0.15 ‡	Pass
	5	-0.11	± 1.00	0.15 ‡	Pass
105.95	3	-0.15	± 1.00	0.15 ‡	Pass
	5	-0.14	± 1.00	0.15 ‡	Pass
-- End of measurement results--					

Negative Pulse Crest Factor

200 μs pulse tests at 2.0, 12.0, 22.0, 32.0 dB below Overload Limit

Crest Factor measured according to IEC 60651:2001 9.4.2 and ANSI S1.4:1983 (R2006) 8.4.2

Amplitude [dB]	Crest Factor	Test Result [dB]	Limits [dB]	Expanded Uncertainty [dB]	Result
135.95	3	OVLD	± 1.00	0.15 ‡	Pass
	5	OVLD	± 1.00	0.15 ‡	Pass
125.95	3	-0.13	± 1.00	0.15 ‡	Pass
	5	-0.12	± 1.00	0.15 ‡	Pass
115.95	3	-0.14	± 1.00	0.15 ‡	Pass
	5	-0.12	± 1.00	0.15 ‡	Pass
105.95	3	-0.15	± 1.00	0.15 ‡	Pass
	5	-0.14	± 1.00	0.15 ‡	Pass
-- End of measurement results--					

Gain

Gain measured according to IEC 61672-3:2013 17.3 and 17.4 and ANSI S1.4-2014 Part 3: 17.3 and 17.4

Measurement	Test Result [dB]	Lower limit [dB]	Upper limit [dB]	Expanded Uncertainty [dB]	Result
0 dB Gain	93.94	93.90	94.10	0.15	Pass
0 dB Gain, Linearity	40.24	39.40	40.80	0.16	Pass
OBA Low Range	94.00	93.90	94.10	0.15	Pass
OBA Normal Range	94.00	93.20	94.80	0.15	Pass
-- End of measurement results--					

Certificate Number 2021000296

Broadband Noise Floor

Self-generated noise measured according to IEC 61672-3:2013 11.2 and ANSI S1.4-2014 Part 3: 11.2

Measurement	Test Result [dB]	Upper limit [dB]	Result
A-weight Noise Floor	26.91	36.00	Pass
C-weight Noise Floor	26.58	35.00	Pass
Z-weight Noise Floor	32.71	39.00	Pass

-- End of measurement results--

Total Harmonic Distortion

Measured using 1/3-Octave filters

Measurement	Test Result [dB]	Lower Limit [dB]	Upper Limit [dB]	Expanded Uncertainty [dB]	Result
10 Hz Signal	135.00	134.15	135.75	0.15	Pass
THD	-65.80		-58.00	0.01 ‡	Pass
THD+N	-62.04		-58.00	0.01 ‡	Pass

-- End of measurement results--

LARSON DAVIS - A PCB PIEZOTRONICS DIV.
1681 West 820 North
Provo, UT 84601, United States
716-684-0001



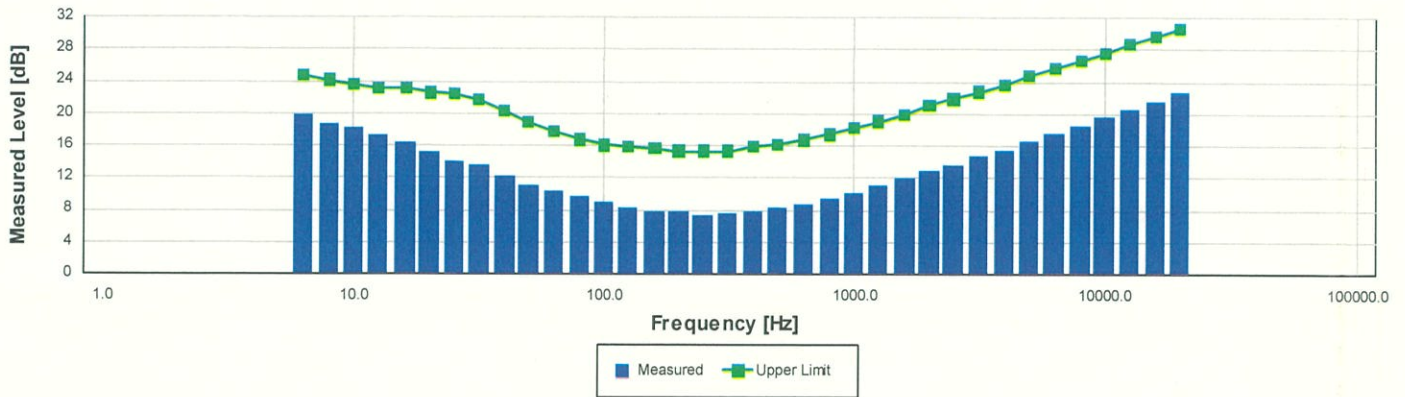
2021-1-11T13:24:00

Page 6 of 8

D0001.8407 Rev E

เอกสารไม่ควบคุม

1/3-Octave Self-Generated Noise



The SLM is set to low range.

Frequency [Hz]	Test Result [dB]	Upper limit [dB]	Result
6.30	19.68	24.60	Pass
8.00	18.66	24.00	Pass
10.00	18.14	23.50	Pass
12.50	17.22	23.00	Pass
16.00	16.24	22.90	Pass
20.00	14.99	22.40	Pass
25.00	14.01	22.30	Pass
31.50	13.45	21.50	Pass
40.00	11.96	20.20	Pass
50.00	10.92	18.80	Pass
63.00	10.20	17.60	Pass
80.00	9.47	16.60	Pass
100.00	8.87	15.90	Pass
125.00	8.18	15.70	Pass
160.00	7.60	15.50	Pass
200.00	7.57	15.20	Pass
250.00	7.30	15.20	Pass
315.00	7.44	15.20	Pass
400.00	7.77	15.70	Pass
500.00	8.14	16.00	Pass
630.00	8.70	16.60	Pass
800.00	9.37	17.30	Pass
1,000.00	10.04	18.10	Pass
1,250.00	10.87	18.90	Pass
1,600.00	11.77	19.80	Pass
2,000.00	12.65	20.80	Pass
2,500.00	13.57	21.70	Pass
3,150.00	14.52	22.60	Pass
4,000.00	15.43	23.50	Pass
5,000.00	16.45	24.50	Pass
6,300.00	17.45	25.50	Pass
8,000.00	18.44	26.50	Pass
10,000.00	19.44	27.40	Pass
12,500.00	20.42	28.50	Pass
16,000.00	21.43	29.50	Pass
20,000.00	22.40	30.40	Pass

-- End of measurement results--

Certificate Number 2021000296

-- End of Report--

Signatory: Ron Harris

LARSON DAVIS - A PCB PIEZOTRONICS DIV.
1681 West 820 North
Provo, UT 84601, United States
716-684-0001



2021-1-11T13:24:00

Page 8 of 8

D0001.8407 Rev E

เอกสารไม่ควบคุม